



Leonard Sullivan

OKLAHOMA COUNTY ASSESSOR

320 ROBERT S. KERR, #313 OKLAHOMA CITY, OKLAHOMA 73102
(405) 713-1200 FAX (405) 713-1853

TO: County School and Vocational-Technical Administrators
Director of Libraries and City-County Health Department

FROM: Leonard Sullivan

SUBJECT: 2007 Valuations

DATE: August 18, 2007

FYI

Southwestern Bell has protested their 2007 values set by the Ad Valorem Division of the Oklahoma Tax Commission and wants a reduction of approximately 15% based upon a taxation of software issue. County-wide this would be a reduction of \$15.822 million assessed if they are successful with their protest.

Please do not hold up on filing your budgets with the County Clerk Office as this will only delay tax collections.

Attached you will find a breakdown showing the impact by jurisdiction.

If you have any questions please contact Mike Morrison at 405-713-7148 or email micmor@oklahomacounty.org.

Sincerely,

Leonard Sullivan
Oklahoma County Assessor

MISSION STATEMENT

We dedicate ourselves to provide the citizens of Oklahoma County fair, equitable assessments. We will not compromise our integrity for personal gain or accommodation, but will faithfully apply policies and practices with honesty, reliability and respect. We are committed to a quality of service beyond the norm and to diligently safeguard the public trust.



Leonard Sullivan
Oklahoma County Assessor

320 Robert S. Kerr, #313
Oklahoma City, Oklahoma 73102

Tuesday, August 21, 2007

2007 SW Bell Protest By School

School	Tax District	2007 SW Bell Valuation	SW Bell Protest Amount 15%	Unprotested Amount	
Putnam City #1					
	/ Francis Tuttle Tech Ctr #21	101	7,905	1,186	1,589
Oklahoma City	/ Francis Tuttle Tech Ctr #21	501	4,616,551	692,483	927,927
Oklahoma City	/ Francis Tuttle Tech Ctr #21	501TF4D	0	0	0
Bethany	/ Francis Tuttle Tech Ctr #21	581	2,660,304	399,046	534,721
Warr Acres	/ Francis Tuttle Tech Ctr #21	601	264,121	39,618	53,088
Woodlawn Park	/ Francis Tuttle Tech Ctr #21	701	42,445	6,367	8,531
School Total			7,591,326	1,138,699	6,452,627
Luther #3					
	/ Eastern Ok Co Tech Ctr #23	103	148,853	22,328	29,919
	/ Eastern Ok Co Tech Ctr #23	103FD1	54,812	8,222	11,017
Oklahoma City	/ Eastern Ok Co Tech Ctr #23	203	133,888	20,083	26,911
Luther	/ Eastern Ok Co Tech Ctr #23	503	172,349	25,852	34,642
Edmond	/ Eastern Ok Co Tech Ctr #23	603	624	94	125
School Total			510,526	76,579	433,947
Luther #3 - I89					
	/ Eastern Ok Co Tech Ctr #23	003	87,422	13,113	17,572
Edmond	/ Eastern Ok Co Tech Ctr #23	403	35,301	5,295	7,096
Luther	/ Eastern Ok Co Tech Ctr #23	703	0	0	0
School Total			122,723	18,408	104,315
Choctaw #4					
	/ Eastern Ok Co Tech Ctr #23	104	187,254	28,088	37,638
Oklahoma City	/ Eastern Ok Co Tech Ctr #23	204	90,413	13,562	18,173
Choctaw	/ Eastern Ok Co Tech Ctr #23	504	115,899	17,385	23,296
Midwest City	/ Rose State College	604	168,074	25,211	33,783
Harrah	/ Eastern Ok Co Tech Ctr #23	704	11,500	1,725	2,312
Nicoma Park	/ Eastern Ok Co Tech Ctr #23	904	495,305	74,296	99,556
School Total			1,068,445	160,267	908,178
Deer Creek #6					
	/ Francis Tuttle Tech Ctr #21	106	0	0	0
	/ Francis Tuttle Tech Ctr #21	106FD2	442,278	66,342	88,898
Oklahoma City	/ Francis Tuttle Tech Ctr #21	206	297,145	44,572	59,726
Edmond	/ Francis Tuttle Tech Ctr #21	606	33,752	5,063	6,784

<i>School</i>	<i>Tax District</i>	<i>2007 SW Bell Valuation</i>	<i>SW Bell Protest Amount 15%</i>	<i>Unprotested Amount</i>
School Total		773,175	115,976	657,199
Harrah #7				
	/ Eastern Ok Co Tech Ctr #23	107	168,133	25,220
	/ Eastern Ok Co Tech Ctr #23	107FD1	80,510	12,077
Oklahoma City	/ Eastern Ok Co Tech Ctr #23	207	0	0
Harrah	/ Eastern Ok Co Tech Ctr #23	507	371,134	55,670
School Total		619,777	92,967	526,810
Jones #9				
	/ Eastern Ok Co Tech Ctr #23	109	25,814	3,872
	/ Eastern Ok Co Tech Ctr #23	109FD1	3,735	560
Oklahoma City	/ Eastern Ok Co Tech Ctr #23	209	141,296	21,194
Choctaw	/ Eastern Ok Co Tech Ctr #23	309	170	26
Jones	/ Eastern Ok Co Tech Ctr #23	509	914	137
Edmond	/ Eastern Ok Co Tech Ctr #23	609	19,451	2,918
School Total		191,380	28,707	162,673
Edmond #12				
	/ Francis Tuttle Tech Ctr #21	012	0	0
	/ Francis Tuttle Tech Ctr #21	012FD2	45,985	6,898
Oklahoma City	/ Francis Tuttle Tech Ctr #21	212	1,408,370	211,256
Edmond	/ Francis Tuttle Tech Ctr #21	512	4,822,038	723,306
School Total		6,276,393	941,459	5,334,934
Edmond #12 - I89				
	/ Francis Tuttle Tech Ctr #21	112	152,275	22,841
Edmond	/ Francis Tuttle Tech Ctr #21	612	101,517	15,228
Oklahoma City	/ Francis Tuttle Tech Ctr #21	712	0	0
School Total		253,792	38,069	215,723
Oakdale #29				
	/ No Spec Dist	029	0	0
Oklahoma City	/ No Spec Dist	229	168,399	25,260
School Total		168,399	25,260	143,139
Millwood #37				
	/ Francis Tuttle Tech Ctr #21	037	9,188	1,378
Oklahoma City	/ Francis Tuttle Tech Ctr #21	237	224,059	33,609
Lake Aluma	/ Francis Tuttle Tech Ctr #21	637	0	0
Forest Park	/ Francis Tuttle Tech Ctr #21	837	2,065	310
School Total		235,312	35,297	200,015
Western Heights #41				

<i>School</i>	<i>Tax District</i>	<i>2007 SW Bell Valuation</i>	<i>SW Bell Protest Amount 15%</i>	<i>Unprotested Amount</i>
	/ Francis Tuttle Tech Ctr #21	041	0	0
	/ Okc Community College	141	0	0
Oklahoma City	/ Okc Community College	341	1,038,225	155,734
Oklahoma City	/ Francis Tuttle Tech Ctr #21	541	604,035	90,605
School Total		1,642,260	246,339	1,395,921
Mid-Del #52				
	/ Rose State College	052	25,214	3,782
Oklahoma City	/ Rose State College	252	1,106,176	165,926
Midwest City	/ Rose State College	552	2,240,706	336,106
Midwest City	/ Rose State College	552TF1D	0	0
Del City	/ Rose State College	652	1,390,140	208,521
Smith Village	/ Rose State College	653	3,080	462
Forest Park	/ Rose State College	852	43,005	6,451
School Total		4,808,321	721,248	4,087,073
Crooked Oak #53				
	/ Metro Tech Ctr #22	053	0	0
Oklahoma City	/ Metro Tech Ctr #22	253	192,881	28,932
Oklahoma City	/ Okc Community College	353	42,198	6,330
School Total		235,079	35,262	199,817
Crutcho #74				
	/ No Spec Dist	074	10,537	1,581
Oklahoma City	/ No Spec Dist	274	43,145	6,472
Midwest City	/ Rose State College	674	96,900	14,535
Del City	/ Rose State College	774	3,849	577
School Total		154,431	23,165	131,266
Bethany #88				
Bethany	/ Canadian Valley Tech Ctr. #6	588	106,053	15,908
School Total		106,053	15,908	90,145
Oklahoma City #89				
	/ Metro Tech Ctr #22	089	224,920	33,738
	/ Okc Community College	189	0	0
Oklahoma City	/ Metro Tech Ctr #22	200	28,080,628	4,212,094
Oklahoma City	/ Metro Tech Ctr #22	200TF1D	0	0
Oklahoma City	/ Metro Tech Ctr #22	200TF2D	0	0
Oklahoma City	/ Metro Tech Ctr #22	200TF2I	0	0
Oklahoma City	/ Metro Tech Ctr #22	200TF4D	0	0
Oklahoma City	/ Metro Tech Ctr #22	200TF7D	0	0

<i>School</i>	<i>Tax District</i>	<i>2007 SW Bell Valuation</i>	<i>SW Bell Protest Amount 15%</i>	<i>Unprotested Amount</i>
Oklahoma City / Okc Community College	300	50,878,554	7,631,783	10,226,589
Oklahoma City / Okc Community College	300TF4D	0	0	0
Oklahoma City / Okc Community College	300TF6D	0	0	0
Choctaw / Metro Tech Ctr #22	489	731	110	147
Nichols Hills / Metro Tech Ctr #22	500	244,406	36,661	49,126
Midwest City / Rose State College	589	222,833	33,425	44,789
The Village / Metro Tech Ctr #22	627	245,842	36,876	49,414
The Village / Metro Tech Ctr #22	627TF1D	0	0	0
Valley Brook / Okc Community College	700	13,839	2,076	2,782
Nicoma Park / Metro Tech Ctr #22	889	23,219	3,483	4,667
Del City / Rose State College	901	29,687	4,453	5,967
Spencer / Metro Tech Ctr #22	989	323,666	48,550	65,057
School Total		80,288,325	12,043,249	68,245,076
McLoud J.D. #1				
/ Gordon Cooper Tech Ctr. #5	401	128	19	26
Oklahoma City / Gordon Cooper Tech Ctr. #5	411	0	0	0
School Total		128	19	109
Moore J.D. #2				
Oklahoma City / Okc Community College	302	355,687	53,353	71,493
Oklahoma City / Moore Norman Tech Ctr #17	312	0	0	0
/ Okc Community College	402	0	0	0
/ Moore Norman Tech Ctr #17	412	0	0	0
School Total		355,687	53,353	302,334
Piedmont J.D. #22				
Oklahoma City / Canadian Valley Tech Ctr. #6	222	40,470	6,071	8,134
/ Canadian Valley Tech Ctr. #6	322	0	0	0
/ Canadian Valley Tech Ctr. #6	322FD2	12,643	1,896	2,541
School Total		53,113	7,967	45,146
Mustang J.D. #69				
Oklahoma City / Canadian Valley Tech Ctr. #6	269	27,292	4,094	5,486
/ Canadian Valley Tech Ctr. #6	369	0	0	0
School Total		27,292	4,094	23,198
Grand Total		105,481,937	15,822,291	89,659,646



Leonard Sullivan
Oklahoma County Assessor

Tuesday, August 21, 2007

320 Robert S. Kerr, #313
Oklahoma City, Oklahoma 73102

2007 SW Bell Protest By Tech Center/College

School	Tax District	2007 SW Bell Valuation	SW Bell Protest Amount 15%	Unprotested Amount
Gordon Cooper Tech Ctr. #5				
/ McLoud J.D. #1	401	128	19	26
Oklahoma City / McLoud J.D. #1	411	0	0	0
School Total		128	19	109
Canadian Valley Tech Ctr. #6				
Oklahoma City / Piedmont J.D. #22	222	40,470	6,071	8,134
Oklahoma City / Mustang J.D. #69	269	27,292	4,094	5,486
/ Piedmont J.D. #22	322	0	0	0
/ Piedmont J.D. #22	322FD2	12,643	1,896	2,541
/ Mustang J.D. #69	369	0	0	0
Bethany / Bethany #88	588	106,053	15,908	21,317
School Total		186,458	27,969	158,489
Moore Norman Tech Ctr #17				
Oklahoma City / Moore J.D. #2	312	0	0	0
/ Moore J.D. #2	412	0	0	0
School Total		0	0	0
Francis Tuttle Tech Ctr #21				
/ Edmond #12	012	0	0	0
/ Edmond #12	012FD2	45,985	6,898	9,243
/ Millwood #37	037	9,188	1,378	1,847
/ Western Heights #41	041	0	0	0
/ Putnam City #1	101	7,905	1,186	1,589
/ Deer Creek #6	106	0	0	0
/ Deer Creek #6	106FD2	442,278	66,342	88,898
/ Edmond #12 - 189	112	152,275	22,841	30,607
Oklahoma City / Deer Creek #6	206	297,145	44,572	59,726
Oklahoma City / Edmond #12	212	1,408,370	211,256	283,082
Oklahoma City / Millwood #37	237	224,059	33,609	45,036
Oklahoma City / Putnam City #1	501	4,616,551	692,483	927,927
Oklahoma City / Putnam City #1	501TF4D	0	0	0
Edmond / Edmond #12	512	4,822,038	723,306	969,230
Oklahoma City / Western Heights #41	541	604,035	90,605	121,411

<i>School</i>	<i>Tax District</i>	<i>2007 SW Bell Valuation</i>	<i>SW Bell Protest Amount 15%</i>	<i>Unprotested Amount</i>	
Bethany	/ Putnam City #1	581	2,660,304	399,046	534,721
Warr Acres	/ Putnam City #1	601	264,121	39,618	53,088
Edmond	/ Deer Creek #6	606	33,752	5,063	6,784
Edmond	/ Edmond #12 - 189	612	101,517	15,228	20,405
Lake Aluma	/ Millwood #37	637	0	0	0
Woodlawn Park	/ Putnam City #1	701	42,445	6,367	8,531
Oklahoma City	/ Edmond #12 - 189	712	0	0	0
Forest Park	/ Millwood #37	837	2,065	310	415

School Total		15,734,033	2,360,105	13,373,928
---------------------	--	-------------------	------------------	-------------------

Metro Tech Ctr #22

	/ Crooked Oak #53	053	0	0	0
	/ Oklahoma City #89	089	224,920	33,738	45,209
Oklahoma City	/ Oklahoma City #89	200	28,080,628	4,212,094	5,644,206
Oklahoma City	/ Oklahoma City #89	200TF1D	0	0	0
Oklahoma City	/ Oklahoma City #89	200TF2D	0	0	0
Oklahoma City	/ Oklahoma City #89	200TF2I	0	0	0
Oklahoma City	/ Oklahoma City #89	200TF4D	0	0	0
Oklahoma City	/ Oklahoma City #89	200TF7D	0	0	0
Oklahoma City	/ Crooked Oak #53	253	192,881	28,932	38,769
Choctaw	/ Oklahoma City #89	489	731	110	147
Nichols Hills	/ Oklahoma City #89	500	244,406	36,661	49,126
The Village	/ Oklahoma City #89	627	245,842	36,876	49,414
The Village	/ Oklahoma City #89	627TF1D	0	0	0
Nicoma Park	/ Oklahoma City #89	889	23,219	3,483	4,667
Spencer	/ Oklahoma City #89	989	323,666	48,550	65,057

School Total		29,336,293	4,400,444	24,935,849
---------------------	--	-------------------	------------------	-------------------

Eastern Ok Co Tech Ctr #23

	/ Luther #3 - 189	003	87,422	13,113	17,572
	/ Luther #3	103	148,853	22,328	29,919
	/ Luther #3	103FD1	54,812	8,222	11,017
	/ Choctaw #4	104	187,254	28,088	37,638
	/ Harrah #7	107	168,133	25,220	33,795
	/ Harrah #7	107FD1	80,510	12,077	16,183
	/ Jones #9	109	25,814	3,872	5,189
	/ Jones #9	109FD1	3,735	560	751
Oklahoma City	/ Luther #3	203	133,888	20,083	26,911

<i>School</i>	<i>Tax District</i>	<i>2007 SW Bell Valuation</i>	<i>SW Bell Protest Amount 15%</i>	<i>Unprotested Amount</i>
Oklahoma City / Choctaw #4	204	90,413	13,562	18,173
Oklahoma City / Harrah #7	207	0	0	0
Oklahoma City / Jones #9	209	141,296	21,194	28,400
Choctaw / Jones #9	309	170	26	34
Edmond / Luther #3 - I89	403	35,301	5,295	7,096
Luther / Luther #3	503	172,349	25,852	34,642
Choctaw / Choctaw #4	504	115,899	17,385	23,296
Harrah / Harrah #7	507	371,134	55,670	74,598
Jones / Jones #9	509	914	137	184
Edmond / Luther #3	603	624	94	125
Edmond / Jones #9	609	19,451	2,918	3,910
Luther / Luther #3 - I89	703	0	0	0
Harrah / Choctaw #4	704	11,500	1,725	2,312
Nicoma Park / Choctaw #4	904	495,305	74,296	99,556
School Total		2,344,777	351,717	1,993,060
Rose State College				
/ Mid-Del #52	052	25,214	3,782	5,068
Oklahoma City / Mid-Del #52	252	1,106,176	165,926	222,341
Midwest City / Mid-Del #52	552	2,240,706	336,106	450,382
Midwest City / Mid-Del #52	552TF1D	0	0	0
Midwest City / Oklahoma City #89	589	222,833	33,425	44,789
Midwest City / Choctaw #4	604	168,074	25,211	33,783
Del City / Mid-Del #52	652	1,390,140	208,521	279,418
Smith Village / Mid-Del #52	653	3,080	462	619
Midwest City / Crutcho #74	674	96,900	14,535	19,477
Del City / Crutcho #74	774	3,849	577	774
Forest Park / Mid-Del #52	852	43,005	6,451	8,644
Del City / Oklahoma City #89	901	29,687	4,453	5,967
School Total		5,329,664	799,450	4,530,214
Okc Community College				
/ Western Heights #41	141	0	0	0
/ Oklahoma City #89	189	0	0	0
Oklahoma City / Oklahoma City #89	300	50,878,554	7,631,783	10,226,589
Oklahoma City / Oklahoma City #89	300TF4D	0	0	0
Oklahoma City / Oklahoma City #89	300TF6D	0	0	0
Oklahoma City / Moore J.D. #2	302	355,687	53,353	71,493

<i>School</i>	<i>Tax District</i>	<i>2007 SW Bell Valuation</i>	<i>SW Bell Protest Amount 15%</i>	<i>Unprotested Amount</i>
Oklahoma City / Western Heights #41	341	1,038,225	155,734	208,683
Oklahoma City / Crooked Oak #53	353	42,198	6,330	8,482
Moore J.D. #2	402	0	0	0
Valley Brook / Oklahoma City #89	700	13,839	2,076	2,782
School Total		52,328,503	7,849,275	44,479,228
No Spec Dist				
Oakdale #29	029	0	0	0
Crutcho #74	074	10,537	1,581	2,118
Oklahoma City / Oakdale #29	229	168,399	25,260	33,848
Oklahoma City / Crutcho #74	274	43,145	6,472	8,672
School Total		222,081	33,312	188,769
Grand Total		105,481,937	15,822,291	89,659,646



Leonard Sullivan
Oklahoma County Assessor

320 Robert S. Kerr, #313
Oklahoma City, Oklahoma 73102

Tuesday, August 21, 2007

2007 SW Bell Protest By City

School	Tax District	2007 SW Bell Valuation	SW Bell Protest Amount 15%	Unprotected Amount	
Luther #3 - I89	/ Eastern Ok Co Tech Ctr #23	003	87,422	13,113	17,572
Edmond #12	/ Francis Tuttle Tech Ctr #21	012	0	0	0
Edmond #12	/ Francis Tuttle Tech Ctr #21	012FD2	45,985	6,898	9,243
Oakdale #29	/ No Spec Dist	029	0	0	0
Millwood #37	/ Francis Tuttle Tech Ctr #21	037	9,188	1,378	1,847
Western Heights #41	/ Francis Tuttle Tech Ctr #21	041	0	0	0
Mid-Del #52	/ Rose State College	052	25,214	3,782	5,068
Crooked Oak #53	/ Metro Tech Ctr #22	053	0	0	0
Crutcho #74	/ No Spec Dist	074	10,537	1,581	2,118
Oklahoma City #89	/ Metro Tech Ctr #22	089	224,920	33,738	45,209
Putnam City #1	/ Francis Tuttle Tech Ctr #21	101	7,905	1,186	1,589
Luther #3	/ Eastern Ok Co Tech Ctr #23	103	148,853	22,328	29,919
Luther #3	/ Eastern Ok Co Tech Ctr #23	103FD1	54,812	8,222	11,017
Choctaw #4	/ Eastern Ok Co Tech Ctr #23	104	187,254	28,088	37,638
Deer Creek #6	/ Francis Tuttle Tech Ctr #21	106	0	0	0
Deer Creek #6	/ Francis Tuttle Tech Ctr #21	106FD2	442,278	66,342	88,898
Harrah #7	/ Eastern Ok Co Tech Ctr #23	107	168,133	25,220	33,795
Harrah #7	/ Eastern Ok Co Tech Ctr #23	107FD1	80,510	12,077	16,183
Jones #9	/ Eastern Ok Co Tech Ctr #23	109	25,814	3,872	5,189
Jones #9	/ Eastern Ok Co Tech Ctr #23	109FD1	3,735	560	751
Edmond #12 - I89	/ Francis Tuttle Tech Ctr #21	112	152,275	22,841	30,607
Western Heights #41	/ Okc Community College	141	0	0	0
Oklahoma City #89	/ Okc Community College	189	0	0	0
Piedmont J.D. #22	/ Canadian Valley Tech Ctr. #6	322	0	0	0
Piedmont J.D. #22	/ Canadian Valley Tech Ctr. #6	322FD2	12,643	1,896	2,541
Mustang J.D. #69	/ Canadian Valley Tech Ctr. #6	369	0	0	0
McLoud J.D. #1	/ Gordon Cooper Tech Ctr. #5	401	128	19	26
Moore J.D. #2	/ Okc Community College	402	0	0	0
Moore J.D. #2	/ Moore Norman Tech Ctr #17	412	0	0	0
City Total			1,687,606	253,141	1,434,465
Bethany					

<i>School</i>	<i>Tax District</i>	<i>2007 SW Bell Valuation</i>	<i>SW Bell Protest Amount 15%</i>	<i>Unprotested Amount</i>
Putnam City #1 / Francis Tuttle Tech Ctr #21	581	2,660,304	399,046	534,721
Bethany #88 / Canadian Valley Tech Ctr. #6	588	106,053	15,908	21,317
City Total		2,766,357	414,954	2,351,403
Choctaw				
Jones #9 / Eastern Ok Co Tech Ctr #23	309	170	26	34
Oklahoma City #89 / Metro Tech Ctr #22	489	731	110	147
Choctaw #4 / Eastern Ok Co Tech Ctr #23	504	115,899	17,385	23,296
City Total		116,800	17,520	99,280
Del City				
Mid-Del #52 / Rose State College	652	1,390,140	208,521	279,418
Crutcho #74 / Rose State College	774	3,849	577	774
Oklahoma City #89 / Rose State College	901	29,687	4,453	5,967
City Total		1,423,676	213,551	1,210,125
Edmond				
Luther #3 - 189 / Eastern Ok Co Tech Ctr #23	403	35,301	5,295	7,096
Edmond #12 / Francis Tuttle Tech Ctr #21	512	4,822,038	723,306	969,230
Luther #3 / Eastern Ok Co Tech Ctr #23	603	624	94	125
Deer Creek #6 / Francis Tuttle Tech Ctr #21	606	33,752	5,063	6,784
Jones #9 / Eastern Ok Co Tech Ctr #23	609	19,451	2,918	3,910
Edmond #12 - 189 / Francis Tuttle Tech Ctr #21	612	101,517	15,228	20,405
City Total		5,012,683	751,902	4,260,781
Forest Park				
Millwood #37 / Francis Tuttle Tech Ctr #21	837	2,065	310	415
Mid-Del #52 / Rose State College	852	43,005	6,451	8,644
City Total		45,070	6,761	38,310
Harrah				
Harrah #7 / Eastern Ok Co Tech Ctr #23	507	371,134	55,670	74,598
Choctaw #4 / Eastern Ok Co Tech Ctr #23	704	11,500	1,725	2,312
City Total		382,634	57,395	325,239
Jones				
Jones #9 / Eastern Ok Co Tech Ctr #23	509	914	137	184
City Total		914	137	777
Lake Aluma				
Millwood #37 / Francis Tuttle Tech Ctr #21	637	0	0	0
City Total		0	0	0
Luther				
Luther #3 / Eastern Ok Co Tech Ctr #23	503	172,349	25,852	34,642

<i>School</i>	<i>Tax District</i>	<i>2007 SW Bell Valuation</i>	<i>SW Bell Protest Amount 15%</i>	<i>Unprotested Amount</i>
Luther #3 - 189	/ Eastern Ok Co Tech Ctr #23	703	0	0
City Total		172,349	25,852	146,497
Midwest City				
Mid-Del #52	/ Rose State College	552	2,240,706	336,106
Mid-Del #52	/ Rose State College	552TF1D	0	0
Oklahoma City #89	/ Rose State College	589	222,833	33,425
Choctaw #4	/ Rose State College	604	168,074	25,211
Crutcho #74	/ Rose State College	674	96,900	14,535
City Total		2,728,513	409,277	2,319,236
Nichols Hills				
Oklahoma City #89	/ Metro Tech Ctr #22	500	244,406	36,661
City Total		244,406	36,661	207,745
Nicoma Park				
Oklahoma City #89	/ Metro Tech Ctr #22	889	23,219	3,483
Choctaw #4	/ Eastern Ok Co Tech Ctr #23	904	495,305	74,296
City Total		518,524	77,779	440,745
Oklahoma City				
Oklahoma City #89	/ Metro Tech Ctr #22	200	28,080,628	4,212,094
Oklahoma City #89	/ Metro Tech Ctr #22	200TF1D	0	0
Oklahoma City #89	/ Metro Tech Ctr #22	200TF2D	0	0
Oklahoma City #89	/ Metro Tech Ctr #22	200TF2I	0	0
Oklahoma City #89	/ Metro Tech Ctr #22	200TF4D	0	0
Oklahoma City #89	/ Metro Tech Ctr #22	200TF7D	0	0
Luther #3	/ Eastern Ok Co Tech Ctr #23	203	133,888	20,083
Choctaw #4	/ Eastern Ok Co Tech Ctr #23	204	90,413	13,562
Deer Creek #6	/ Francis Tuttle Tech Ctr #21	206	297,145	44,572
Harrah #7	/ Eastern Ok Co Tech Ctr #23	207	0	0
Jones #9	/ Eastern Ok Co Tech Ctr #23	209	141,296	21,194
Edmond #12	/ Francis Tuttle Tech Ctr #21	212	1,408,370	211,256
Piedmont J.D. #22	/ Canadian Valley Tech Ctr. #6	222	40,470	6,071
Oakdale #29	/ No Spec Dist	229	168,399	25,260
Millwood #37	/ Francis Tuttle Tech Ctr #21	237	224,059	33,609
Mid-Del #52	/ Rose State College	252	1,106,176	165,926
Crooked Oak #53	/ Metro Tech Ctr #22	253	192,881	28,932
Mustang J.D. #69	/ Canadian Valley Tech Ctr. #6	269	27,292	4,094
Crutcho #74	/ No Spec Dist	274	43,145	6,472

<i>School</i>	<i>Tax District</i>	<i>2007 SW Bell Valuation</i>	<i>SW Bell Protest Amount 15%</i>	<i>Unprotested Amount</i>
Oklahoma City #89 / Okc Community College	300	50,878,554	7,631,783	10,226,589
Oklahoma City #89 / Okc Community College	300TF4D	0	0	0
Oklahoma City #89 / Okc Community College	300TF6D	0	0	0
Moore J.D. #2 / Okc Community College	302	355,687	53,353	71,493
Moore J.D. #2 / Moore Norman Tech Ctr #17	312	0	0	0
Western Heights #41 / Okc Community College	341	1,038,225	155,734	208,683
Crooked Oak #53 / Okc Community College	353	42,198	6,330	8,482
McLoud J.D. #1 / Gordon Cooper Tech Ctr. #5	411	0	0	0
Putnam City #1 / Francis Tuttle Tech Ctr #21	501	4,616,551	692,483	927,927
Putnam City #1 / Francis Tuttle Tech Ctr #21	501TF4D	0	0	0
Western Heights #41 / Francis Tuttle Tech Ctr #21	541	604,035	90,605	121,411
Edmond #12 - 189 / Francis Tuttle Tech Ctr #21	712	0	0	0
City Total		89,489,412	13,423,412	76,066,000
Smith Village				
Mid-Del #52 / Rose State College	653	3,080	462	619
City Total		3,080	462	2,618
Spencer				
Oklahoma City #89 / Metro Tech Ctr #22	989	323,666	48,550	65,057
City Total		323,666	48,550	275,116
The Village				
Oklahoma City #89 / Metro Tech Ctr #22	627	245,842	36,876	49,414
Oklahoma City #89 / Metro Tech Ctr #22	627TF1D	0	0	0
City Total		245,842	36,876	208,966
Valley Brook				
Oklahoma City #89 / Okc Community College	700	13,839	2,076	2,782
City Total		13,839	2,076	11,763
Warr Acres				
Putnam City #1 / Francis Tuttle Tech Ctr #21	601	264,121	39,618	53,088
City Total		264,121	39,618	224,503
Woodlawn Park				
Putnam City #1 / Francis Tuttle Tech Ctr #21	701	42,445	6,367	8,531
City Total		42,445	6,367	36,078
Grand Total		105,481,937	15,822,291	89,659,646

**ASSESSED VALUATION
OF
OKLAHOMA COUNTY
FOR YEAR 2007**



ASSESSED VALUATION OF OKLAHOMA COUNTY FOR YEAR 2007

SCHOOL DISTRICTS	PERSONAL	PUBLIC SERVICE	REAL ESTATE	TOTAL VALUE	HOMESTEAD EXEMPTION	*VETERAN EXEMPTION	NET VALUE
PUTNAM CITY #1 LESS TIF	126,112,772	32,409,422	692,536,213	851,058,407	23,763,523	2,851,739	824,443,145
LUTHER #3	59,766,418	3,493,110	13,294,506	76,554,034	770,691	151,289	75,632,054
LUTHER #3 - I89	71,976	2,495,130	5,623,756	8,190,862	140,000	37,030	8,013,832
SUBTOTAL LUTHER #3	59,838,394	5,988,240	18,918,262	84,744,896	910,691	188,319	83,645,886
CHOCTAW #4	4,571,042	9,835,465	135,927,116	150,333,623	6,466,810	2,121,548	141,745,265
DEER CREEK #6	2,924,502	7,340,644	130,716,414	140,981,560	2,198,000	410,032	138,373,528
HARRAH #7	3,052,415	22,783,441	34,637,927	60,473,783	1,884,092	431,160	58,158,531
JONES #9	1,510,501	2,437,625	22,267,619	26,215,745	1,283,752	258,333	24,673,660
EDMOND #12	93,454,108	25,474,053	1,009,969,496	1,128,897,657	22,291,000	3,471,217	1,103,135,440
EDMOND #12 - I89	451,219	1,802,653	24,080,027	26,333,899	418,653	65,073	25,850,173
SUBTOTAL EDMOND #12	93,905,327	27,276,706	1,034,049,523	1,155,231,556	22,709,653	3,536,290	1,128,985,613
OAKDALE #29	7,294,511	1,148,633	39,400,885	47,844,029	469,000	18,439	47,356,590
MILLWOOD #37	12,190,080	1,511,676	20,756,732	34,458,488	922,738	176,329	33,359,421
WESTERN HEIGHTS #41	82,882,238	18,759,173	97,675,745	199,317,156	2,183,064	175,526	196,958,566
MID-DEL #52 LESS TIF	78,928,699	22,769,113	328,329,408	430,027,220	15,294,267	4,282,080	410,450,873
CROOKED OAK #53	13,597,260	6,265,733	13,963,406	33,826,399	344,122	5,574	33,476,703
CRUTCHO #74	2,801,505	2,789,756	5,489,332	11,080,593	198,974	26,158	10,855,461
BETHANY #88	836,427	891,090	10,429,078	12,156,595	493,000	23,489	11,640,106
OKLAHOMA CITY #89 LESS TIF	266,678,356	232,011,001	1,226,111,091	1,724,800,448	47,320,338	4,940,039	1,672,540,071
McLOUD #1	115,891	1,171,225	4,692,318	5,979,434	290,043	48,969	5,640,422
MOORE #2	7,479,214	3,579,559	56,484,295	67,543,068	2,230,000	606,046	64,707,022
PIEDMONT #22	201,104	1,275,217	20,378,097	21,854,418	613,273	167,328	21,073,817
MUSTANG #69	122,525	285,909	5,611,988	6,020,422	298,000	0	5,722,422
TOTAL SCHOOL DISTRICTS	765,042,763	400,529,628	3,898,375,449	5,063,947,840	129,873,340	20,267,398	4,913,807,102
SCHOOL INCREMENT							
OKC #89 TIF 1 INCREMENT	10,104,586	0	7,211,728	17,316,314	0	0	17,316,314
OKC #89 TIF 2 INCREMENT	9,175,955	0	30,617,654	39,793,609	20,269	0	39,773,340
OKC #89 TIF 4 INCREMENT	5,576,856	0	246,419	5,823,275	395	0	5,822,880
OKC #89 LAS ROSAS TIF 6 INCREMENT	83	0	34,562	34,645	1,000	0	33,645
OKC #89 OU HEALTH TIF 7 INCREMENT	26,690	0	(103,981)	(77,291)	52,853	0	(130,144)
OKC #89 VILLAGE TIF 1 INCREMENT	43,459	0	106,892	150,351	0	0	150,351
PUTNAM CITY #1 TIF 4 INCREMENT	118,678	0	45,437	164,115	0	0	164,115
MID-DEL #52 TIF 1 INCREMENT	5,190,263	0	602,776	5,793,039	0	0	5,793,039
TOTAL TIF INCREMENTS	30,236,570	0	38,761,487	68,998,057	74,517	0	68,923,540
TOTAL ASSESSED VALUE	795,279,333	400,529,628	3,937,136,936	5,132,945,897	129,947,857	20,267,398	4,982,730,642

SPECIAL DISTRICTS	PERSONAL	PUBLIC SERVICE	REAL ESTATE	TOTAL VALUE	HOMESTEAD EXEMPTION	*VETERAN EXEMPTION	NET VALUE
GORDON COOPER TECH CTR #5	115,891	1,171,225	4,692,318	5,979,434	290,043	48,969	5,640,422
CANADIAN VALLEY TECH CTR #6	1,160,056	2,452,216	36,419,163	40,031,435	1,404,273	190,817	38,436,345
MOORE NORMAN TECH CTR #17	1,980,643	889,477	19,477,628	22,347,748	686,000	324,837	21,336,911
FRANCIS TUTTLE TECH CTR #21 LESS TIF	251,803,476	71,513,855	1,907,529,693	2,230,847,024	50,305,914	7,043,726	2,173,497,384
METRO TECH CTR #22 LESS TIF	198,573,385	140,193,509	932,020,092	1,270,786,986	30,995,706	3,441,013	1,236,350,267
EASTERN OK CO TECH CTR #23	68,760,102	39,759,059	170,655,510	279,174,671	8,791,793	2,235,561	268,147,317
ROSE STATE COLLEGE LESS TIF	85,010,595	28,313,265	404,313,517	517,637,377	19,114,933	5,468,056	493,054,388
OKLA. CITY COMM COLLEGE LESS TIF	149,957,984	114,346,573	382,903,820	647,208,377	17,749,352	1,493,065	627,965,960
NO SPECIAL DISTRICT	7,691,823	1,890,449	40,362,888	49,945,160	534,721	21,354	49,389,085
TOTAL SPECIAL DISTRICTS	765,053,955	400,529,628	3,898,374,629	5,063,958,212	129,872,735	20,267,398	4,913,818,079
SPECIAL DISTRICT INCREMENT							
METRO TECH #22 TIF 1 INCREMENT	10,104,586	0	7,211,728	17,316,314	0	0	17,316,314
METRO TECH #22 TIF 2 INCREMENT	9,175,955	0	30,617,654	39,793,609	20,269	0	39,773,340
METRO TECH #22 TIF 4 INCREMENT	0	0	7,083	7,083	0	0	7,083
METRO TECH #22 TIF 7 INCREMENT	26,690	0	(103,981)	(77,291)	52,853	0	(130,144)
METRO TECH #22 VILLAGE TIF 1 INCREMENT	43,459	0	106,892	150,351	0	0	150,351
FRANCIS TUTTLE #21 TIF 4 INCREMENT	118,678	0	45,437	164,115	0	0	164,115
OKC COMM COLLEGE TIF 4 INCREMENT	5,565,664	0	240,156	5,805,820	1,000	0	5,804,820
OKC COMM COLLEGE LAS ROSASA TIF 6 INCREMENT	83	0	34,562	34,645	1,000	0	33,645
ROSE STATE TIF 1 INCREMENT	5,190,263	0	602,776	5,793,039	0	0	5,793,039
TOTAL TIF INCREMENTS	30,225,378	0	38,762,307	68,987,685	75,122	0	68,912,563
TOTAL ASSESSED VALUE	795,279,333	400,529,628	3,937,136,936	5,132,945,897	129,947,857	20,267,398	4,982,730,642

ASSESSED VALUATION OF OKLAHOMA COUNTY FOR YEAR 2007


CITIES	PERSONAL	PUBLIC SERVICE	REAL ESTATE	TOTAL VALUE	HOMESTEAD EXEMPTION	*VETERAN EXEMPTION	NET VALUE
BETHANY	4,378,673	4,594,385	73,869,887	82,842,945	4,084,825	351,047	78,407,073
CHOCTAW	2,092,927	4,351,381	53,512,234	59,956,542	2,610,092	637,432	56,709,018
DEL CITY	10,837,288	4,438,792	74,529,817	89,805,897	4,987,475	880,689	83,937,733
EDMOND	43,579,639	14,958,241	624,462,356	683,000,236	15,277,396	1,906,236	665,816,604
FOREST PARK	143,834	267,238	7,571,666	7,982,738	353,000	154,568	7,475,170
HARRAH	754,271	1,457,771	17,009,024	19,221,066	879,272	174,335	18,167,459
JONES	404,339	679,730	7,941,168	9,025,237	535,829	124,359	8,365,049
LAKE ALUMA	29	366	1,815,612	1,816,007	23,000	0	1,793,007
LUTHER	707,742	924,600	3,227,016	4,859,358	231,815	15,107	4,612,436
MIDWEST CITY LESS TIF	27,831,980	12,095,233	219,345,260	259,272,473	10,654,076	3,036,295	245,582,102
NICHOLS HILLS	1,681,144	994,474	88,060,162	90,735,780	1,152,000	243,223	89,340,557
NICOMA PARK	866,901	1,440,323	7,679,003	9,986,227	541,153	84,480	9,360,594
OKLAHOMA CITY LESS TIF	581,847,647	315,819,810	2,485,894,430	3,383,561,887	78,748,454	11,100,141	3,293,713,292
SMITH VILLAGE	1,575	129,379	215,622	346,576	19,000	17,578	309,998
SPENCER	694,699	858,474	11,022,231	12,575,404	936,867	203,031	11,435,506
THE VILLAGE LESS TIF	5,766,973	1,271,130	51,776,464	58,814,567	2,470,000	211,809	56,132,758
VALLEY BROOK	102,795	87,794	1,166,470	1,357,059	121,761	7,887	1,227,411
WARR ACRES	12,392,170	1,576,700	45,570,102	59,538,972	2,133,902	212,385	57,192,685
WOODLAWN PARK	617,392	98,623	1,212,405	1,928,420	58,000	11,018	1,859,402
TOTAL CITIES	694,702,018	366,044,444	3,775,880,929	4,836,627,391	125,817,917	19,371,620	4,691,437,854
TOTAL TOWNSHIPS	70,340,745	34,485,184	122,494,520	227,320,449	4,055,423	895,778	222,369,248
TOTAL COUNTY	765,042,763	400,529,628	3,898,375,449	5,063,947,840	129,873,340	20,267,398	4,913,807,102
COUNTY INCREMENT							
COUNTY OKC TIF 1 INCREMENT	10,104,586	0	7,211,728	17,316,314	0	0	17,316,314
COUNTY OKC TIF 2 INCREMENT	9,175,955	0	30,617,654	39,793,609	20,269	0	39,773,340
COUNTY OKC TIF 4 INCREMENT	5,695,534	0	291,856	5,987,390	395	0	5,986,995
COUNTY OKC TIF 6 INCREMENT	83	0	34,562	34,645	1,000	0	33,645
COUNTY OKC TIF 7 INCREMENT	26,690	0	(103,981)	(77,291)	52,853	0	(130,144)
COUNTY VILLAGE TIF 1 INCREMENT	43,459	0	106,892	150,351	0	0	150,351
COUNTY MWC TIF 1 INCREMENT	5,190,263	0	602,776	5,793,039	0	0	5,793,039
TOTAL TIF INCREMENTS	30,236,570	0	38,761,487	68,998,057	74,517	0	68,923,540
TOTAL ASSESSED VALUE	795,279,333	400,529,628	3,937,136,936	5,132,945,897	129,947,857	20,267,398	4,982,730,642

*Exemption on Homesteaded property for veterans classified as 100% disabled by the U.S. Department of Veterans Affairs or for their surviving spouse.

ASSESSED VALUATION OF OKLAHOMA COUNTY FOR YEAR 2007


OKLAHOMA CITY, OKLAHOMA
OKLAHOMA COUNTY
STATE OF OKLAHOMA

Total Valuation of Oklahoma County, CERTIFIED THIS 20 DAY OF August, 2007.



LEONARD SULLIVAN, COUNTY ASSESSOR
OKLAHOMA COUNTY, OKLAHOMA

SUBSCRIBED AND SWORN TO BEFORE ME THIS 20 DAY OF August, 2007

for 
CAROLYNN CAUDILL, COUNTY CLERK
OKLAHOMA COUNTY, OKLAHOMA

STATE OF OKLAHOMA
COUNTY CLERK
CAROLYNN CAUDILL
STATE OF OKLAHOMA
2007 AUG 20 A 9:13
RECORDED OR FILED
OK COUNTY
STATE OF OKLAHOMA

ANNUAL REPORT OF HOMESTEAD EXEMPTION

As fixed by the County Board of Equalization

State of Oklahoma, Oklahoma County

I, the undersigned County Assessor, do hereby certify that the following is a true and correct report of all the Homesteads exempt from taxation in the county of Oklahoma, for the year 2007. As fixed by the County Board of Equalization and shown by the records in my office.

Classification of Homesteads	Number of Homesteads	Number of Acres or Lots Allowed Exemption	Assessed Valuation of Homesteads before Exemption	Amount of Exemptions Allowed	Assessed Valuation of Homesteads Less Exemptions Allowed
Rural (Base)	3,841 ⁽¹⁾	33,404 acres	\$ 55,685,250	\$ 3,837,614 ⁽²⁾	\$ 51,903,799
Rural (Additional)	171 ⁽³⁾	1,875 lots		\$ 161,809 ⁽⁴⁾	
Urban (Base)	117,765 ⁽⁵⁾	27,919 acres	\$ 1,467,977,929	\$ 117,579,421 ⁽⁶⁾	\$ 1,346,944,674
Urban (Additional)	9,344 ⁽⁷⁾	110,466 lots		\$ 8,369,013 ⁽⁸⁾	
Total (Base)	121,606	61,323 acres	\$ 1,523,663,179	\$ 129,947,857	\$ 1,398,848,473
Total (Additional)	9,515	112,341 lots			

The number and total assessed valuation of regular and additional homestead exemptions allowed in each school district in the county is as follows:

Rural					Urban				
School District	Number of Base Homestead	Amount of Base Homestead	Number of Additional Homestead	Amount of Additional Homestead	School District	Number of Base Homestead	Amount of Base Homestead	Number of Additional Homestead	Amount of Additional Homestead
Putnam City #1	7	7,000	0	0	Putnam City #1	22,581	22,581,000	1,176	1,175,523
Luther #3	374	372,052	20	18,881	Luther #3	352	349,536	35	30,222
Luther #3 - I89	124	124,000	4	4,000	Luther #3 - I89	11	11,000	1	1,000
Choctaw #4	859	859,000	35	33,412	Choctaw #4	5,301	5,300,146	280	274,252
Deer Creek #6	777	777,000	6	6,000	Deer Creek #6	1,403	1,403,000	12	12,000
Harrah #7	999	997,985	52	50,162	Harrah #7	791	790,702	47	45,243
Jones #9	190	190,000	9	9,000	Jones #9	990	988,890	99	95,862
Edmond #12	177	177,000	4	4,000	Edmond #12	21,617	21,617,000	493	493,000
Edmond #12 - I89	108	107,577	16	13,680	Edmond #12 - I89	292	291,508	6	5,888
Oakdale #29	3	3,000	1	1,000	Oakdale #29	463	463,000	2	2,000
Millwood #37	2	2,000	0	0	Millwood #37	840	840,000	83	80,738
Western Heights #41	5	5,000	0	0	Western Heights #41	2,001	1,999,213	181	178,851
Mid-Del #52	47	47,000	4	4,000	Mid-Del #52	14,045	14,043,772	1,211	1,199,495
Crooked Oak #53	0	0	0	0	Crooked Oak #53	310	304,209	77	39,913
Crutcho #74	59	59,000	7	6,721	Crutcho #74	127	125,253	9	8,000
Bethany #88	0	0	0	0	Bethany #88	440	440,000	53	53,000
Oklahoma City #89	79	79,000	11	9,933	Oklahoma City #89	42,948	42,778,919	5,430	4,527,003
McLoud J.D. #1	31	31,000	2	1,020	McLoud J.D. #1	241	241,000	19	17,023
Moore J.D. #2	0	0	0	0	Moore J.D. #2	2,112	2,112,000	118	118,000
Piedmont J.D. #22	0	0	0	0	Piedmont J.D. #22	608	607,273	6	6,000
Mustang J.D. #69	0	0	0	0	Mustang J.D. #69	292	292,000	6	6,000
Totals	3,841	\$ 3,837,614	171	\$ 161,809	Totals	117,765	\$117,579,421	9,344	\$ 8,369,013

(1) (2) (3) (4) (5) (6) (7) (8)

In testimony whereof, I hereby subscribe my name this 5th Day of June, 2007
 County Assessor [Signature] Date June 5, 2007 County Oklahoma

ANNUAL ABSTRACT OF VALUATION AND ASSESSMENT FOR OKLAHOMA COUNTY, 2007

PERSONAL PROPERTY	Count	FAIR CASH VALUATION	Fractional Assessment % Applied	GROSS ASSESSED VALUATION
		\$426,116,701	0.137500 %	\$58,591,075
1. Manufacturing and Processing (Other than Oil and Gas)		\$14,873,577		\$2,045,118
2. Refineries, Gasoline Plants, Gathering, and Compression		\$231,439,797		\$31,822,973
3. Other Oil, Gas, and Mining Property		\$2,575,492,325		\$356,129,998
4. Business Inventories (Gross)		\$2,948,947,753		\$405,480,804
5. Business Furniture, Fixtures, and Equipment		\$53,234,876		\$7,317,064
6. Mfg. Homes on Land Owned by Others (# <u>5,561</u>)		\$235,377,053		\$32,364,351
7. Imps on Leased Land and Leasehold Improvements		0		0
8. Livestock and Animals		\$13,634,389		\$1,874,785
9. Farm Tractors and Equipment		\$0		\$0
10. Household Equipment and Other Personal Property		\$6,499,116,471		\$895,626,168
11. Total Personal Property Valuation		\$799,765,997		\$111,967,240
12. Less Freeport Exemption (# <u>216</u>)		-		-
13. Net Personal Valuation		\$5,699,350,474		\$783,658,928
14. Valuation Penalty			+	\$11,844,903
15. Less Veteran Exemption (# <u>409</u>)			-	\$96,877
16. Less Head-of-Household Exemption (# <u>803</u>)			-	\$61,847
17. Less Manufactured Homes on Leased Land Additional Exemption (# <u>82</u>)			-	\$65,774
18. Net Assessed Locally, Valued Personal Property Subject to Tax				\$795,279,333

REAL PROPERTY

Manufactured Homes
Disabled Veterans Exemptions

TAXABLE FAIR CASH VALUATION	NUMBER	GROSS ASSESSED VALUATION
\$38,308,752	3,564	\$4,213,963
\$184,264,269	1,748	\$20,267,398

19. Residential Urban
20. Residential Rural
21. Commercial/Industrial Urban
22. Commercial/Industrial Rural
23. Agricultural Urban
24. Agricultural Rural
25. SubTotal Real Estate and Improvements (Lines 19 through 24)
26. Less Homestead Exemptions (# 121,606)
27. Less Additional Homestead Exemptions (# 9,515)
28. Less Disabled Veterans Exemption (# 1,748)
29. Net Assessed Locally Valued Real Property Subject To Tax
30. TOTAL NET ASSESSED LOCALLY VALUED PROPERTY SUBJECT TO TAX (Line 18 + Line 29 = Line 30)

Taxable Fair Cash Valuation		Fractional Assessment % Applied	Gross Assessed Valuation	
Real Estate	Improvements		Real Estate	Improvements
\$4,417,938,314	\$19,765,823,048	0.110000	\$485,859,669	\$2,174,130,865
\$184,736,113	\$677,973,452		\$20,317,120	\$74,574,077
\$2,312,247,824	\$8,136,336,914		\$254,339,458	\$894,989,763
\$25,943,353	\$91,136,927		\$2,853,650	\$10,024,938
\$7,834,815	\$40,558,512		\$861,424	\$4,461,237
\$33,460,610	\$100,414,065		\$3,679,684	\$11,045,051
	\$35,794,403,947			\$3,937,136,936
				\$121,417,035
				\$8,530,822
				\$20,267,398
				\$3,786,921,681
				\$4,582,201,014

ABSTRACT PERSONAL PROPERTY DEFINITIONS


1. Manufacturing and Processing (Other than Oil and Gas): Industry and product that is not Hydrocarbon based.
2. Refineries, Gasoline Plants, Gathering and Compression: Hydrocarbon based property engaged specifically in the gathering and compression of product, or the refining and development of a finished good for consumption by end-user.
3. Other Oil, Gas and Mining Property: All mining property, all other hydrocarbon property not included on line item #2 above, would be inclusive of tank farms or other storage facilities.
4. Business Inventories (gross): Would be inclusive of Freeport inventory, defined as that property carried as product for the consumer and inclusive of any percentage completed of work in progress.
5. Business Furniture, Fixtures and Equipment: Property used by the business in everyday operations. Should include all other operational property not reported on line items 1 through 4.
6. Manufactured Homes on Land owned by others.
7. Improvements on Leased Land and Leasehold Improvements: Capital improvements on property owned by others.
8. Livestock and Animals: All types.
9. Farm Tractors and Equipment: All types of farm tractors and related equipment.
10. Household Equipment and Other Personal Property: All household personal property, 0 if abolished (Article 10, Section 8a. Oklahoma Constitution).

NOTICE: ANY INQUIRES REGARDING THIS FORM SHOULD BE MADE TO THE OKLAHOMA TAX COMMISSION.

I do hereby certify that this abstract is a true and correct statement of all property valued and assessed for taxation as fixed by the County Board of Equalization and shown by the records in my office this 5th day of June, 20 07.

[Signature] County Assessor


Oklahoma County, Oklahoma



I do hereby certify that this abstract is a true and correct statement of all property valued and assessed for taxation as fixed by the State Board of Equalization and subscribe my name and affix the seal of my office this 27 day of June, 20 07.

(Seal)

[Signature] State Auditor and Inspector



LEONARD SULLIVAN

OKLAHOMA COUNTY ASSESSOR

320 ROBERT S. KERR, #313 • OKLAHOMA CITY, OKLAHOMA 73102
(405) 713-1200 FAX (405) 713-1853 www.oklahomacounty.org/assessor

August 20, 2007

The HonorableCarolynn Caudill
Oklahoma County Clerk
County Office Building
320 Robert S. Kerr Avenue
Oklahoma City, OK 73102

This is to inform you on the 2007 Assessment Rolls the Hickory Hills Fire Protection District #1 and the Deer Creek Fire Protection District #2 contain the following:

Hickory Hills Fire District #1

Deer Creek Fire District #2

	<u>ASSESSED VALUATION</u>	<u>ASSESSED VALUATION</u>
REAL ESTATE	6,559,497	30,070,413
PERSONAL	155,578	1,696,679
PUBLIC SERVICE	<u>266,018</u>	<u>2,787,128</u>
TOTAL ASSESSED	6,981,093	34,554,220

I hope you find this information is satisfactory for your requirements.

Respectfully,

LEONARD SULLIVAN
COUNTY ASSESSOR

MISSION STATEMENT

We dedicate ourselves to provide the citizens of Oklahoma County fair, equitable assessments. We will not compromise our integrity for personal gain or accommodation, but will faithfully apply policies and practices with honesty, reliability and respect. We are committed to a quality of service beyond the norm and to diligently safeguard the public trust.



Leonard Sullivan
Oklahoma County Assessor

Monday, August 20, 2007

320 Robert S. Kerr, #313
Oklahoma City, Oklahoma 73102

2007 RealWare Certification By School

School	Tax District	Personal	Public Service	Real Estate	Total Valuation	Homestead	DAV Exemption	Net Valuation
Putnam City #1								
/ Francis Tuttle Tech Ctr #21	101	603,210	321,605	2,023,943	2,948,758	7,000	0	2,941,758
Oklahoma Cit / Francis Tuttle Tech Ctr #21	501	108,724,829	26,709,199	578,821,327	714,255,355	17,965,796	2,300,778	693,988,781
Oklahoma Cit / Francis Tuttle Tech Ctr #21	501TF4D	351,603	0	1,513,064	1,864,667	7,000	0	1,857,667
Bethany / Francis Tuttle Tech Ctr #21	581	3,542,246	3,703,295	63,440,809	70,686,350	3,591,825	327,558	66,766,967
Warr Acres / Francis Tuttle Tech Ctr #21	601	12,392,170	1,576,700	45,570,102	59,538,972	2,133,902	212,385	57,192,685
Woodlawn Pa / Francis Tuttle Tech Ctr #21	701	617,392	98,623	1,212,405	1,928,420	58,000	11,018	1,859,402
School Total		126,231,450	32,409,422	692,581,650	851,222,522	23,763,523	2,851,739	824,607,260
Luther #3								
/ Eastern Ok Co Tech Ctr #23	103	58,891,473	2,133,074	5,812,766	66,837,313	261,490	49,399	66,526,424
/ Eastern Ok Co Tech Ctr #23	103FD1	76,233	98,262	1,641,738	1,816,233	129,443	15,029	1,671,761
Oklahoma Cit / Eastern Ok Co Tech Ctr #23	203	94,276	420,559	2,608,090	3,122,925	148,943	71,754	2,902,228
Luther / Eastern Ok Co Tech Ctr #23	503	704,436	840,591	3,121,996	4,667,023	227,815	15,107	4,424,101
Edmond / Eastern Ok Co Tech Ctr #23	603	0	624	109,916	110,540	3,000	0	107,540
School Total		59,766,418	3,493,110	13,294,506	76,554,034	770,691	151,289	75,632,054
Luther #3 - I89								
/ Eastern Ok Co Tech Ctr #23	003	52,257	859,860	5,305,016	6,217,133	128,000	37,030	6,052,103
Edmond / Eastern Ok Co Tech Ctr #23	403	16,413	1,551,261	213,720	1,781,394	8,000	0	1,773,394
Luther / Eastern Ok Co Tech Ctr #23	703	3,306	84,009	105,020	192,335	4,000	0	188,335
School Total		71,976	2,495,130	5,623,756	8,190,862	140,000	37,030	8,013,832
Choctaw #4								
/ Eastern Ok Co Tech Ctr #23	104	796,698	1,878,441	17,355,620	20,030,759	892,412	379,205	18,759,142
Oklahoma Cit / Eastern Ok Co Tech Ctr #23	204	683,911	1,136,898	15,517,957	17,338,766	673,434	233,675	16,431,657
Choctaw / Eastern Ok Co Tech Ctr #23	504	2,076,478	4,174,949	52,241,163	58,492,590	2,489,092	602,839	55,400,659
Midwest City / Rose State College	604	212,250	1,285,712	41,095,414	42,593,376	1,753,552	763,799	40,076,025
Harrah / Eastern Ok Co Tech Ctr #23	704	44,667	222,345	2,691,106	2,958,118	179,327	62,692	2,716,099
Nicoma Park / Eastern Ok Co Tech Ctr #23	904	757,038	1,137,120	7,025,856	8,920,014	478,993	79,338	8,361,683
School Total		4,571,042	9,835,465	135,927,116	150,333,623	6,466,810	2,121,548	141,745,265
Deer Creek #6								
/ Francis Tuttle Tech Ctr #21	106	257,943	469,267	15,060,645	15,787,855	290,000	43,019	15,454,836
/ Francis Tuttle Tech Ctr #21	106FD2	1,696,105	2,338,754	26,606,813	30,641,672	493,000	45,852	30,102,820
Oklahoma Cit / Francis Tuttle Tech Ctr #21	206	939,623	4,379,955	78,514,128	83,833,706	1,209,000	255,489	82,369,217

<i>School</i>	<i>Tax District</i>	<i>Personal</i>	<i>Public Service</i>	<i>Real Estate</i>	<i>Total Valuation</i>	<i>Homestead</i>	<i>DAV Exemption</i>	<i>Net Valuation</i>
Edmond / Francis Tuttle Tech Ctr #21	606	30,831	152,668	10,534,828	10,718,327	206,000	65,672	10,446,655
School Total		2,924,502	7,340,644	130,716,414	140,981,560	2,198,000	410,032	138,373,528
Harrah #7								
/ Eastern Ok Co Tech Ctr #23	107	2,260,233	20,986,355	13,947,748	37,194,336	791,255	226,380	36,176,701
/ Eastern Ok Co Tech Ctr #23	107FD1	64,889	93,253	3,962,490	4,120,632	256,892	19,950	3,843,790
Oklahoma Cit / Eastern Ok Co Tech Ctr #23	207	17,689	468,407	2,409,771	2,895,867	136,000	73,187	2,686,680
Harrah / Eastern Ok Co Tech Ctr #23	507	709,604	1,235,426	14,317,918	16,262,948	699,945	111,643	15,451,360
School Total		3,052,415	22,783,441	34,637,927	60,473,783	1,884,092	431,160	58,158,531
Jones #9								
/ Eastern Ok Co Tech Ctr #23	109	815,122	606,482	3,414,066	4,835,670	139,000	16,324	4,680,346
/ Eastern Ok Co Tech Ctr #23	109FD1	14,456	74,503	955,203	1,044,162	60,000	22,374	961,788
Oklahoma Cit / Eastern Ok Co Tech Ctr #23	209	259,721	952,986	7,826,384	9,039,091	421,923	60,683	8,556,485
Choctaw / Eastern Ok Co Tech Ctr #23	309	15,745	104,473	1,172,923	1,293,141	107,000	34,593	1,151,548
Jones / Eastern Ok Co Tech Ctr #23	509	404,339	679,730	7,941,168	9,025,237	535,829	124,359	8,365,049
Edmond / Eastern Ok Co Tech Ctr #23	609	1,118	19,451	957,875	978,444	20,000	0	958,444
School Total		1,510,501	2,437,625	22,267,619	26,215,745	1,283,752	258,333	24,673,660
Edmond #12								
/ Francis Tuttle Tech Ctr #21	012	919,293	783,373	6,146,977	7,849,643	165,000	16,698	7,667,945
/ Francis Tuttle Tech Ctr #21	012FD2	0	265,257	1,470,097	1,735,354	16,000	0	1,719,354
Oklahoma Cit / Francis Tuttle Tech Ctr #21	212	49,308,699	11,828,555	407,109,983	468,247,237	7,314,000	1,660,615	459,272,622
Edmond / Francis Tuttle Tech Ctr #21	512	43,226,116	12,596,868	595,242,439	651,065,423	14,796,000	1,793,904	634,475,519
School Total		93,454,108	25,474,053	1,009,969,496	1,128,897,657	22,291,000	3,471,217	1,103,135,440
Edmond #12 - I89								
/ Francis Tuttle Tech Ctr #21	112	133,813	1,165,284	5,326,035	6,625,132	121,257	18,413	6,485,462
Edmond / Francis Tuttle Tech Ctr #21	612	305,161	637,369	17,403,578	18,346,108	244,396	46,660	18,055,052
Oklahoma Cit / Francis Tuttle Tech Ctr #21	712	12,245	0	1,350,414	1,362,659	53,000	0	1,309,659
School Total		451,219	1,802,653	24,080,027	26,333,899	418,653	65,073	25,850,173
Oakdale #29								
/ No Spec Dist	029	36,622	0	125,009	161,631	4,000	0	157,631
Oklahoma Cit / No Spec Dist	229	7,257,889	1,148,633	39,275,876	47,682,398	465,000	18,439	47,198,959
School Total		7,294,511	1,148,633	39,400,885	47,844,029	469,000	18,439	47,356,590
Millwood #37								
/ Francis Tuttle Tech Ctr #21	037	212,559	44,494	359,250	616,303	2,000	0	614,303
Oklahoma Cit / Francis Tuttle Tech Ctr #21	237	11,977,214	1,437,484	17,928,370	31,343,068	869,738	176,329	30,297,001
Lake Aluma / Francis Tuttle Tech Ctr #21	637	29	366	1,815,612	1,816,007	23,000	0	1,793,007
Forest Park / Francis Tuttle Tech Ctr #21	837	278	29,332	653,500	683,110	28,000	0	655,110
School Total		12,190,080	1,511,676	20,756,732	34,458,488	922,738	176,329	33,359,421

<i>School</i>	<i>Tax District</i>	<i>Personal</i>	<i>Public Service</i>	<i>Real Estate</i>	<i>Total Valuation</i>	<i>Homestead</i>	<i>DAV Exemption</i>	<i>Net Valuation</i>
Western Heights #4								
	/ Francis Tuttle Tech Ctr #21	041	0	0	2,006	2,006	0	2,006
	/ Okc Community College	141	19,330	0	464,203	483,533	5,000	478,533
Oklahoma Cit	/ Okc Community College	341	66,192,113	15,783,766	67,740,731	149,716,610	1,466,064	148,144,356
Oklahoma Cit	/ Francis Tuttle Tech Ctr #21	541	16,670,795	2,975,407	29,468,805	49,115,007	712,000	48,333,671
School Total		82,882,238	18,759,173	97,675,745	199,317,156	2,183,064	175,526	196,958,566
Mid-Del #52								
	/ Rose State College	052	290,725	702,083	4,081,069	5,073,877	51,000	5,022,877
Oklahoma Cit	/ Rose State College	252	45,905,471	10,709,872	99,223,583	155,838,926	3,078,382	151,381,618
Midwest City	/ Rose State College	552	24,414,330	7,117,488	147,466,980	178,998,798	7,095,410	169,993,955
Midwest City	/ Rose State College	552TF1D	5,299,479	0	993,673	6,293,152	0	6,293,152
Del City	/ Rose State College	652	8,063,826	3,872,385	70,033,091	81,969,302	4,725,475	76,422,252
Smith Village	/ Rose State College	653	1,575	129,379	215,622	346,576	19,000	309,998
Forest Park	/ Rose State College	852	143,556	237,906	6,918,166	7,299,628	325,000	6,820,060
School Total		84,118,962	22,769,113	328,932,184	435,820,259	15,294,267	4,282,080	416,243,912
Crooked Oak #53								
	/ Metro Tech Ctr #22	053	0	0	0	0	0	0
Oklahoma Cit	/ Metro Tech Ctr #22	253	10,388,491	2,247,644	10,114,199	22,750,334	108,486	22,641,297
Oklahoma Cit	/ Okc Community College	353	3,208,769	4,018,089	3,849,207	11,076,065	235,636	10,835,406
School Total		13,597,260	6,265,733	13,963,406	33,826,399	344,122	5,574	33,476,703
Crutchco #74								
	/ No Spec Dist	074	314,877	407,791	821,478	1,544,146	65,721	1,475,510
Oklahoma Cit	/ No Spec Dist	274	82,435	334,025	140,525	556,985	0	556,985
Midwest City	/ Rose State College	674	618,312	1,745,551	4,415,194	6,779,057	133,253	6,622,561
Del City	/ Rose State College	774	1,785,881	302,389	112,135	2,200,405	0	2,200,405
School Total		2,801,505	2,789,756	5,489,332	11,080,593	198,974	26,158	10,855,461
Bethany #88								
Bethany	/ Canadian Valley Tech Ctr. #6	588	836,427	891,090	10,429,078	12,156,595	493,000	11,640,106
School Total		836,427	891,090	10,429,078	12,156,595	493,000	23,489	11,640,106
Oklahoma City #89								
	/ Metro Tech Ctr #22	089	482,546	749,384	1,748,991	2,980,921	86,933	2,890,798
	/ Okc Community College	189	2,352,376	153,267	3,298,975	5,804,618	2,000	5,802,618
Oklahoma Cit	/ Metro Tech Ctr #22	200	149,903,030	133,697,241	717,496,958	1,001,097,229	26,122,301	972,203,320
Oklahoma Cit	/ Metro Tech Ctr #22	200TF1D	15,837,448	0	12,554,169	28,391,617	1,000	28,390,617
Oklahoma Cit	/ Metro Tech Ctr #22	200TF2D	3,299,089	0	11,879,881	15,178,970	0	15,178,970
Oklahoma Cit	/ Metro Tech Ctr #22	200TF2I	29,678,747	0	63,779,887	93,458,634	64,000	93,394,634
Oklahoma Cit	/ Metro Tech Ctr #22	200TF4D	11,192	0	16,708	27,900	687	27,213

<i>School</i>	<i>Tax District</i>	<i>Personal</i>	<i>Public Service</i>	<i>Real Estate</i>	<i>Total Valuation</i>	<i>Homestead</i>	<i>DAV Exemption</i>	<i>Net Valuation</i>
Oklahoma Cit / Metro Tech Ctr #22	200TF7D	26,690	0	551,631	578,321	50,394	2,459	525,468
Oklahoma Cit / Okc Community College	300	72,291,804	91,613,575	268,869,865	432,775,244	14,370,891	1,092,756	417,311,597
Oklahoma Cit / Okc Community College	300TF4D	5,857,890	0	686,051	6,543,941	5,000	0	6,538,941
Oklahoma Cit / Okc Community College	300TF6D	83	0	96,369	96,452	1,000	0	95,452
Choctaw / Metro Tech Ctr #22	489	704	71,959	98,148	170,811	14,000	0	156,811
Nichols Hills / Metro Tech Ctr #22	500	1,681,144	994,474	88,060,162	90,735,780	1,152,000	243,223	89,340,557
Midwest City / Rose State College	589	2,477,872	1,946,482	25,976,775	30,401,129	1,671,861	339,820	28,389,448
The Village / Metro Tech Ctr #22	627	5,732,947	1,271,130	50,777,042	57,781,119	2,470,000	211,809	55,099,310
The Village / Metro Tech Ctr #22	627TF1D	77,485	0	1,106,314	1,183,799	0	0	1,183,799
Valley Brook / Okc Community College	700	102,795	87,794	1,166,470	1,357,059	121,761	7,887	1,227,411
Nicoma Park / Metro Tech Ctr #22	889	109,863	303,203	653,147	1,066,213	62,160	5,142	998,911
Del City / Rose State College	901	987,581	264,018	4,384,591	5,636,190	262,000	59,114	5,315,076
Spencer / Metro Tech Ctr #22	989	694,699	858,474	11,022,231	12,575,404	936,867	203,031	11,435,506
School Total		291,605,985	232,011,001	1,264,224,365	1,787,841,351	47,394,855	4,940,039	1,735,506,457
McLoud J.D. #1								
/ Gordon Cooper Tech Ctr. #5	401	38,710	167,683	413,162	619,555	32,020	0	587,535
Oklahoma Cit / Gordon Cooper Tech Ctr. #5	411	77,181	1,003,542	4,279,156	5,359,879	258,023	48,969	5,052,887
School Total		115,891	1,171,225	4,692,318	5,979,434	290,043	48,969	5,640,422
Moore J.D. #2								
Oklahoma Cit / Okc Community College	302	5,498,571	2,690,082	36,996,786	45,185,439	1,544,000	281,209	43,360,230
Oklahoma Cit / Moore Norman Tech Ctr #17	312	1,980,643	889,477	19,458,900	22,329,020	686,000	324,837	21,318,183
/ Okc Community College	402	0	0	9,881	9,881	0	0	9,881
/ Moore Norman Tech Ctr #17	412	0	0	18,728	18,728	0	0	18,728
School Total		7,479,214	3,579,559	56,484,295	67,543,068	2,230,000	606,046	64,707,022
Piedmont J.D. #22								
Oklahoma Cit / Canadian Valley Tech Ctr. #6	222	197,639	1,088,505	18,267,410	19,553,554	557,273	167,328	18,828,953
/ Canadian Valley Tech Ctr. #6	322	924	3,595	92,607	97,126	1,000	0	96,126
/ Canadian Valley Tech Ctr. #6	322FD2	2,541	183,117	2,018,080	2,203,738	55,000	0	2,148,738
School Total		201,104	1,275,217	20,378,097	21,854,418	613,273	167,328	21,073,817
Mustang J.D. #69								
Oklahoma Cit / Canadian Valley Tech Ctr. #6	269	114,715	285,909	5,600,064	6,000,688	298,000	0	5,702,688
/ Canadian Valley Tech Ctr. #6	369	7,810	0	11,924	19,734	0	0	19,734
School Total		122,525	285,909	5,611,988	6,020,422	298,000	0	5,722,422
Grand Total		795,279,333	400,529,628	3,937,136,936	5,132,945,897	129,947,857	20,267,398	4,982,730,642



320 Robert S. Kerr, #313
Oklahoma City, Oklahoma 73102

2007 RealWare Certification By Vo Tech

<i>Vo Tech</i>	<i>Tax District</i>	<i>Personal</i>	<i>Public Service</i>	<i>Real Estate</i>	<i>Total Valuation</i>	<i>Homestead</i>	<i>DAV Exemption</i>	<i>Net Valuation</i>
Gordon Cooper Tech Ctr. #5								
/ Gordon Cooper Tech Ctr. #5	401	38,710	167,683	413,162	619,555	32,020	0	587,535
Oklahoma City / Gordon Cooper Tech Ctr. #5	411	77,181	1,003,542	4,279,156	5,359,879	258,023	48,969	5,052,887
Vo Tech Total		115,891	1,171,225	4,692,318	5,979,434	290,043	48,969	5,640,422
Canadian Valley Tech Ctr. #6								
Oklahoma City / Canadian Valley Tech Ctr. #6	222	197,639	1,088,505	18,267,410	19,553,554	557,273	167,328	18,828,953
Oklahoma City / Canadian Valley Tech Ctr. #6	269	114,715	285,909	5,600,064	6,000,688	298,000	0	5,702,688
/ Canadian Valley Tech Ctr. #6	322	924	3,595	92,607	97,126	1,000	0	96,126
/ Canadian Valley Tech Ctr. #6	322FD2	2,541	183,117	2,018,080	2,203,738	55,000	0	2,148,738
/ Canadian Valley Tech Ctr. #6	369	7,810	0	11,924	19,734	0	0	19,734
Bethany / Canadian Valley Tech Ctr. #6	588	836,427	891,090	10,429,078	12,156,595	493,000	23,489	11,640,106
Vo Tech Total		1,160,056	2,452,216	36,419,163	40,031,435	1,404,273	190,817	38,436,345
Moore Norman Tech Ctr #17								
Oklahoma City / Moore Norman Tech Ctr #17	312	1,980,643	889,477	19,458,900	22,329,020	686,000	324,837	21,318,183
/ Moore Norman Tech Ctr #17	412	0	0	18,728	18,728	0	0	18,728
Vo Tech Total		1,980,643	889,477	19,477,628	22,347,748	686,000	324,837	21,336,911
Francis Tuttle Tech Ctr #21								
/ Francis Tuttle Tech Ctr #21	012	919,293	783,373	6,146,977	7,849,643	165,000	16,698	7,667,945
/ Francis Tuttle Tech Ctr #21	012FD2	0	265,257	1,470,097	1,735,354	16,000	0	1,719,354
/ Francis Tuttle Tech Ctr #21	037	212,559	44,494	359,250	616,303	2,000	0	614,303
/ Francis Tuttle Tech Ctr #21	041	0	0	2,006	2,006	0	0	2,006
/ Francis Tuttle Tech Ctr #21	101	603,210	321,605	2,023,943	2,948,758	7,000	0	2,941,758
/ Francis Tuttle Tech Ctr #21	106	257,943	469,267	15,060,645	15,787,855	290,000	43,019	15,454,836
/ Francis Tuttle Tech Ctr #21	106FD2	1,696,105	2,338,754	26,606,813	30,641,672	493,000	45,852	30,102,820
/ Francis Tuttle Tech Ctr #21	112	133,813	1,165,284	5,326,035	6,625,132	121,257	18,413	6,485,462
Oklahoma City / Francis Tuttle Tech Ctr #21	206	939,623	4,379,955	78,514,128	83,833,706	1,209,000	255,489	82,369,217
Oklahoma City / Francis Tuttle Tech Ctr #21	212	49,308,699	11,828,555	407,109,983	468,247,237	7,314,000	1,660,615	459,272,622
Oklahoma City / Francis Tuttle Tech Ctr #21	237	11,977,214	1,437,484	17,928,370	31,343,068	869,738	176,329	30,297,001
Oklahoma City / Francis Tuttle Tech Ctr #21	501	108,724,829	26,709,199	578,821,327	714,255,355	17,965,796	2,300,778	693,988,781
Oklahoma City / Francis Tuttle Tech Ctr #21	501TF4D	351,603	0	1,513,064	1,864,667	7,000	0	1,857,667
Edmond / Francis Tuttle Tech Ctr #21	512	43,226,116	12,596,868	595,242,439	651,065,423	14,796,000	1,793,904	634,475,519
Oklahoma City / Francis Tuttle Tech Ctr #21	541	16,670,795	2,975,407	29,468,805	49,115,007	712,000	69,336	48,333,671
Bethany / Francis Tuttle Tech Ctr #21	581	3,542,246	3,703,295	63,440,809	70,686,350	3,591,825	327,558	66,766,967

<i>Vo Tech</i>	<i>Tax District</i>	<i>Personal</i>	<i>Public Service</i>	<i>Real Estate</i>	<i>Total Valuation</i>	<i>Homestead</i>	<i>DAV Exemption</i>	<i>Net Valuation</i>
Warr Acres / Francis Tuttle Tech Ctr #21	601	12,392,170	1,576,700	45,570,102	59,538,972	2,133,902	212,385	57,192,685
Edmond / Francis Tuttle Tech Ctr #21	606	30,831	152,668	10,534,828	10,718,327	206,000	65,672	10,446,655
Edmond / Francis Tuttle Tech Ctr #21	612	305,161	637,369	17,403,578	18,346,108	244,396	46,660	18,055,052
Lake Aluma / Francis Tuttle Tech Ctr #21	637	29	366	1,815,612	1,816,007	23,000	0	1,793,007
Woodlawn Par / Francis Tuttle Tech Ctr #21	701	617,392	98,623	1,212,405	1,928,420	58,000	11,018	1,859,402
Oklahoma City / Francis Tuttle Tech Ctr #21	712	12,245	0	1,350,414	1,362,659	53,000	0	1,309,659
Forest Park / Francis Tuttle Tech Ctr #21	837	278	29,332	653,500	683,110	28,000	0	655,110
Vo Tech Total		251,922,154	71,513,855	1,907,575,130	2,231,011,139	50,305,914	7,043,726	2,173,661,499

Metro Tech Ctr #22

/ Metro Tech Ctr #22	053	0	0	0	0	0	0	0
/ Metro Tech Ctr #22	089	482,546	749,384	1,748,991	2,980,921	86,933	3,190	2,890,798
Oklahoma City / Metro Tech Ctr #22	200	149,903,030	133,697,241	717,496,958	1,001,097,229	26,122,301	2,771,608	972,203,320
Oklahoma City / Metro Tech Ctr #22	200TF1D	15,837,448	0	12,554,169	28,391,617	1,000	0	28,390,617
Oklahoma City / Metro Tech Ctr #22	200TF2D	3,299,089	0	11,879,881	15,178,970	0	0	15,178,970
Oklahoma City / Metro Tech Ctr #22	200TF2I	29,678,747	0	63,779,887	93,458,634	64,000	0	93,394,634
Oklahoma City / Metro Tech Ctr #22	200TF4D	11,192	0	16,708	27,900	687	0	27,213
Oklahoma City / Metro Tech Ctr #22	200TF7D	26,690	0	551,631	578,321	50,394	2,459	525,468
Oklahoma City / Metro Tech Ctr #22	253	10,388,491	2,247,644	10,114,199	22,750,334	108,486	551	22,641,297
Choctaw / Metro Tech Ctr #22	489	704	71,959	98,148	170,811	14,000	0	156,811
Nichols Hills / Metro Tech Ctr #22	500	1,681,144	994,474	88,060,162	90,735,780	1,152,000	243,223	89,340,557
The Village / Metro Tech Ctr #22	627	5,732,947	1,271,130	50,777,042	57,781,119	2,470,000	211,809	55,099,310
The Village / Metro Tech Ctr #22	627TF1D	77,485	0	1,106,314	1,183,799	0	0	1,183,799
Nicoma Park / Metro Tech Ctr #22	889	109,863	303,203	653,147	1,066,213	62,160	5,142	998,911
Spencer / Metro Tech Ctr #22	989	694,699	858,474	11,022,231	12,575,404	936,867	203,031	11,435,506
Vo Tech Total		217,924,075	140,193,509	969,859,468	1,327,977,052	31,068,828	3,441,013	1,293,467,211

Eastern Ok Co Tech Ctr #23

/ Eastern Ok Co Tech Ctr #23	003	52,257	859,860	5,305,016	6,217,133	128,000	37,030	6,052,103
/ Eastern Ok Co Tech Ctr #23	103	58,891,473	2,133,074	5,812,766	66,837,313	261,490	49,399	66,526,424
/ Eastern Ok Co Tech Ctr #23	103FD1	76,233	98,262	1,641,738	1,816,233	129,443	15,029	1,671,761
/ Eastern Ok Co Tech Ctr #23	104	796,698	1,878,441	17,355,620	20,030,759	892,412	379,205	18,759,142
/ Eastern Ok Co Tech Ctr #23	107	2,260,233	20,986,355	13,947,748	37,194,336	791,255	226,380	36,176,701
/ Eastern Ok Co Tech Ctr #23	107FD1	64,889	93,253	3,962,490	4,120,632	256,892	19,950	3,843,790
/ Eastern Ok Co Tech Ctr #23	109	815,122	606,482	3,414,066	4,835,670	139,000	16,324	4,680,346
/ Eastern Ok Co Tech Ctr #23	109FD1	14,456	74,503	955,203	1,044,162	60,000	22,374	961,788
Oklahoma City / Eastern Ok Co Tech Ctr #23	203	94,276	420,559	2,608,090	3,122,925	148,943	71,754	2,902,228
Oklahoma City / Eastern Ok Co Tech Ctr #23	204	683,911	1,136,898	15,517,957	17,338,766	673,434	233,675	16,431,657

<i>Vo Tech</i>	<i>Tax District</i>	<i>Personal</i>	<i>Public Service</i>	<i>Real Estate</i>	<i>Total Valuation</i>	<i>Homestead</i>	<i>DAV Exemption</i>	<i>Net Valuation</i>
Oklahoma City / Eastern Ok Co Tech Ctr #23	207	17,689	468,407	2,409,771	2,895,867	136,000	73,187	2,686,680
Oklahoma City / Eastern Ok Co Tech Ctr #23	209	259,721	952,986	7,826,384	9,039,091	421,923	60,683	8,556,485
Choctaw / Eastern Ok Co Tech Ctr #23	309	15,745	104,473	1,172,923	1,293,141	107,000	34,593	1,151,548
Edmond / Eastern Ok Co Tech Ctr #23	403	16,413	1,551,261	213,720	1,781,394	8,000	0	1,773,394
Luther / Eastern Ok Co Tech Ctr #23	503	704,436	840,591	3,121,996	4,667,023	227,815	15,107	4,424,101
Choctaw / Eastern Ok Co Tech Ctr #23	504	2,076,478	4,174,949	52,241,163	58,492,590	2,489,092	602,839	55,400,659
Harrah / Eastern Ok Co Tech Ctr #23	507	709,604	1,235,426	14,317,918	16,262,948	699,945	111,643	15,451,360
Jones / Eastern Ok Co Tech Ctr #23	509	404,339	679,730	7,941,168	9,025,237	535,829	124,359	8,365,049
Edmond / Eastern Ok Co Tech Ctr #23	603	0	624	109,916	110,540	3,000	0	107,540
Edmond / Eastern Ok Co Tech Ctr #23	609	1,118	19,451	957,875	978,444	20,000	0	958,444
Luther / Eastern Ok Co Tech Ctr #23	703	3,306	84,009	105,020	192,335	4,000	0	188,335
Harrah / Eastern Ok Co Tech Ctr #23	704	44,667	222,345	2,691,106	2,958,118	179,327	62,692	2,716,099
Nicom Park / Eastern Ok Co Tech Ctr #23	904	757,038	1,137,120	7,025,856	8,920,014	478,993	79,338	8,361,683

Vo Tech Total		68,760,102	39,759,059	170,655,510	279,174,671	8,791,793	2,235,561	268,147,317
----------------------	--	-------------------	-------------------	--------------------	--------------------	------------------	------------------	--------------------

Rose State College

/ Rose State College	052	290,725	702,083	4,081,069	5,073,877	51,000	0	5,022,877
Oklahoma City / Rose State College	252	45,905,471	10,709,872	99,223,583	155,838,926	3,078,382	1,378,926	151,381,618
Midwest City / Rose State College	552	24,414,330	7,117,488	147,466,980	178,998,798	7,095,410	1,909,433	169,993,955
Midwest City / Rose State College	552TF1D	5,299,479	0	993,673	6,293,152	0	0	6,293,152
Midwest City / Rose State College	589	2,477,872	1,946,482	25,976,775	30,401,129	1,671,861	339,820	28,389,448
Midwest City / Rose State College	604	212,250	1,285,712	41,095,414	42,593,376	1,753,552	763,799	40,076,025
Del City / Rose State College	652	8,063,826	3,872,385	70,033,091	81,969,302	4,725,475	821,575	76,422,252
Smith Village / Rose State College	653	1,575	129,379	215,622	346,576	19,000	17,578	309,998
Midwest City / Rose State College	674	618,312	1,745,551	4,415,194	6,779,057	133,253	23,243	6,622,561
Del City / Rose State College	774	1,785,881	302,389	112,135	2,200,405	0	0	2,200,405
Forest Park / Rose State College	852	143,556	237,906	6,918,166	7,299,628	325,000	154,568	6,820,060
Del City / Rose State College	901	987,581	264,018	4,384,591	5,636,190	262,000	59,114	5,315,076

Vo Tech Total		90,200,858	28,313,265	404,916,293	523,430,416	19,114,933	5,468,056	498,847,427
----------------------	--	-------------------	-------------------	--------------------	--------------------	-------------------	------------------	--------------------

Okc Community College

/ Okc Community College	141	19,330	0	464,203	483,533	5,000	0	478,533
/ Okc Community College	189	2,352,376	153,267	3,298,975	5,804,618	2,000	0	5,802,618
Oklahoma City / Okc Community College	300	72,291,804	91,613,575	268,869,865	432,775,244	14,370,891	1,092,756	417,311,597
Oklahoma City / Okc Community College	300TF4D	5,857,890	0	686,051	6,543,941	5,000	0	6,538,941
Oklahoma City / Okc Community College	300TF6D	83	0	96,369	96,452	1,000	0	95,452
Oklahoma City / Okc Community College	302	5,498,571	2,690,082	36,996,786	45,185,439	1,544,000	281,209	43,360,230
Oklahoma City / Okc Community College	341	66,192,113	15,783,766	67,740,731	149,716,610	1,466,064	106,190	148,144,356

<i>Vo Tech</i>	<i>Tax District</i>	<i>Personal</i>	<i>Public Service</i>	<i>Real Estate</i>	<i>Total Valuation</i>	<i>Homestead</i>	<i>DAV Exemption</i>	<i>Net Valuation</i>
Oklahoma City / Okc Community College	353	3,208,769	4,018,089	3,849,207	11,076,065	235,636	5,023	10,835,406
/ Okc Community College	402	0	0	9,881	9,881	0	0	9,881
Valley Brook / Okc Community College	700	102,795	87,794	1,166,470	1,357,059	121,761	7,887	1,227,411
Vo Tech Total		155,523,731	114,346,573	383,178,538	653,048,842	17,751,352	1,493,065	633,804,425
No Spec Dist								
/ No Spec Dist	029	36,622	0	125,009	161,631	4,000	0	157,631
/ No Spec Dist	074	314,877	407,791	821,478	1,544,146	65,721	2,915	1,475,510
Oklahoma City / No Spec Dist	229	7,257,889	1,148,633	39,275,876	47,682,398	465,000	18,439	47,198,959
Oklahoma City / No Spec Dist	274	82,435	334,025	140,525	556,985	0	0	556,985
Vo Tech Total		7,691,823	1,890,449	40,362,888	49,945,160	534,721	21,354	49,389,085
<i>Grand Total</i>		795,279,333	400,529,628	3,937,136,936	5,132,945,897	129,947,857	20,267,398	4,982,730,642



2007 RealWare Certification By City

City	Tax District	Personal	Public Service	Real Estate	Total Valuation	Homestead	DAV Exemption	Net Valuation
Luther #3 - 189	/ Eastern Ok Co Tech Ctr #23 003	52,257	859,860	5,305,016	6,217,133	128,000	37,030	6,052,103
Edmond #12	/ Francis Tuttle Tech Ctr #21 012	919,293	783,373	6,146,977	7,849,643	165,000	16,698	7,667,945
Edmond #12	/ Francis Tuttle Tech Ctr #21 012FD2	0	265,257	1,470,097	1,735,354	16,000	0	1,719,354
Oakdale #29	/ No Spec Dist 029	36,622	0	125,009	161,631	4,000	0	157,631
Millwood #37	/ Francis Tuttle Tech Ctr #21 037	212,559	44,494	359,250	616,303	2,000	0	614,303
Western Heights	/ Francis Tuttle Tech Ctr #21 041	0	0	2,006	2,006	0	0	2,006
Mid-Del #52	/ Rose State College 052	290,725	702,083	4,081,069	5,073,877	51,000	0	5,022,877
Crooked Oak #5	/ Metro Tech Ctr #22 053	0	0	0	0	0	0	0
Crutcho #74	/ No Spec Dist 074	314,877	407,791	821,478	1,544,146	65,721	2,915	1,475,510
Oklahoma City #	/ Metro Tech Ctr #22 089	482,546	749,384	1,748,991	2,980,921	86,933	3,190	2,890,798
Putnam City #1	/ Francis Tuttle Tech Ctr #21 101	603,210	321,605	2,023,943	2,948,758	7,000	0	2,941,758
Luther #3	/ Eastern Ok Co Tech Ctr #23 103	58,891,473	2,133,074	5,812,766	66,837,313	261,490	49,399	66,526,424
Luther #3	/ Eastern Ok Co Tech Ctr #23 103FD1	76,233	98,262	1,641,738	1,816,233	129,443	15,029	1,671,761
Choctaw #4	/ Eastern Ok Co Tech Ctr #23 104	796,698	1,878,441	17,355,620	20,030,759	892,412	379,205	18,759,142
Deer Creek #6	/ Francis Tuttle Tech Ctr #21 106	257,943	469,267	15,060,645	15,787,855	290,000	43,019	15,454,836
Deer Creek #6	/ Francis Tuttle Tech Ctr #21 106FD2	1,696,105	2,338,754	26,606,813	30,641,672	493,000	45,852	30,102,820
Harrah #7	/ Eastern Ok Co Tech Ctr #23 107	2,260,233	20,986,355	13,947,748	37,194,336	791,255	226,380	36,176,701
Harrah #7	/ Eastern Ok Co Tech Ctr #23 107FD1	64,889	93,253	3,962,490	4,120,632	256,892	19,950	3,843,790
Jones #9	/ Eastern Ok Co Tech Ctr #23 109	815,122	606,482	3,414,066	4,835,670	139,000	16,324	4,680,346
Jones #9	/ Eastern Ok Co Tech Ctr #23 109FD1	14,456	74,503	955,203	1,044,162	60,000	22,374	961,788
Edmond #12 - 18	/ Francis Tuttle Tech Ctr #21 112	133,813	1,165,284	5,326,035	6,625,132	121,257	18,413	6,485,462
Western Heights	/ Okc Community College 141	19,330	0	464,203	483,533	5,000	0	478,533
Oklahoma City #	/ Okc Community College 189	2,352,376	153,267	3,298,975	5,804,618	2,000	0	5,802,618
Piedmont J.D. #	/ Canadian Valley Tech Ctr. #6 322	924	3,595	92,607	97,126	1,000	0	96,126
Piedmont J.D. #	/ Canadian Valley Tech Ctr. #6 322FD2	2,541	183,117	2,018,080	2,203,738	55,000	0	2,148,738
Mustang J.D. #6	/ Canadian Valley Tech Ctr. #6 369	7,810	0	11,924	19,734	0	0	19,734
McLoud J.D. #1	/ Gordon Cooper Tech Ctr. #5 401	38,710	167,683	413,162	619,555	32,020	0	587,535
Moore J.D. #2	/ Okc Community College 402	0	0	9,881	9,881	0	0	9,881
Moore J.D. #2	/ Moore Norman Tech Ctr #17 412	0	0	18,728	18,728	0	0	18,728
City Total		70,340,745	34,485,184	122,494,520	227,320,449	4,055,423	895,778	222,369,248

Bethany

<i>City</i>	<i>Tax District</i>	<i>Personal</i>	<i>Public Service</i>	<i>Real Estate</i>	<i>Total Valuation</i>	<i>Homestead</i>	<i>DAV Exemption</i>	<i>Net Valuation</i>
Putnam City #1 / Francis Tuttle Tech Ctr #21	581	3,542,246	3,703,295	63,440,809	70,686,350	3,591,825	327,558	66,766,967
Bethany #88 / Canadian Valley Tech Ctr. #6	588	836,427	891,090	10,429,078	12,156,595	493,000	23,489	11,640,106
City Total		4,378,673	4,594,385	73,869,887	82,842,945	4,084,825	351,047	78,407,073
Choctaw								
Jones #9 / Eastern Ok Co Tech Ctr #23	309	15,745	104,473	1,172,923	1,293,141	107,000	34,593	1,151,548
Oklahoma City # / Metro Tech Ctr #22	489	704	71,959	98,148	170,811	14,000	0	156,811
Choctaw #4 / Eastern Ok Co Tech Ctr #23	504	2,076,478	4,174,949	52,241,163	58,492,590	2,489,092	602,839	55,400,659
City Total		2,092,927	4,351,381	53,512,234	59,956,542	2,610,092	637,432	56,709,018
Del City								
Mid-Del #52 / Rose State College	652	8,063,826	3,872,385	70,033,091	81,969,302	4,725,475	821,575	76,422,252
Crutcho #74 / Rose State College	774	1,785,881	302,389	112,135	2,200,405	0	0	2,200,405
Oklahoma City # / Rose State College	901	987,581	264,018	4,384,591	5,636,190	262,000	59,114	5,315,076
City Total		10,837,288	4,438,792	74,529,817	89,805,897	4,987,475	880,689	83,937,733
Edmond								
Luther #3 - 189 / Eastern Ok Co Tech Ctr #23	403	16,413	1,551,261	213,720	1,781,394	8,000	0	1,773,394
Edmond #12 / Francis Tuttle Tech Ctr #21	512	43,226,116	12,596,868	595,242,439	651,065,423	14,796,000	1,793,904	634,475,519
Luther #3 / Eastern Ok Co Tech Ctr #23	603	0	624	109,916	110,540	3,000	0	107,540
Deer Creek #6 / Francis Tuttle Tech Ctr #21	606	30,831	152,668	10,534,828	10,718,327	206,000	65,672	10,446,655
Jones #9 / Eastern Ok Co Tech Ctr #23	609	1,118	19,451	957,875	978,444	20,000	0	958,444
Edmond #12 - 18 / Francis Tuttle Tech Ctr #21	612	305,161	637,369	17,403,578	18,346,108	244,396	46,660	18,055,052
City Total		43,579,639	14,958,241	624,462,356	683,000,236	15,277,396	1,906,236	665,816,604
Forest Park								
Millwood #37 / Francis Tuttle Tech Ctr #21	837	278	29,332	653,500	683,110	28,000	0	655,110
Mid-Del #52 / Rose State College	852	143,556	237,906	6,918,166	7,299,628	325,000	154,568	6,820,060
City Total		143,834	267,238	7,571,666	7,982,738	353,000	154,568	7,475,170
Harrah								
Harrah #7 / Eastern Ok Co Tech Ctr #23	507	709,604	1,235,426	14,317,918	16,262,948	699,945	111,643	15,451,360
Choctaw #4 / Eastern Ok Co Tech Ctr #23	704	44,667	222,345	2,691,106	2,958,118	179,327	62,692	2,716,099
City Total		754,271	1,457,771	17,009,024	19,221,066	879,272	174,335	18,167,459
Jones								
Jones #9 / Eastern Ok Co Tech Ctr #23	509	404,339	679,730	7,941,168	9,025,237	535,829	124,359	8,365,049
City Total		404,339	679,730	7,941,168	9,025,237	535,829	124,359	8,365,049
Lake Aluma								
Millwood #37 / Francis Tuttle Tech Ctr #21	637	29	366	1,815,612	1,816,007	23,000	0	1,793,007
City Total		29	366	1,815,612	1,816,007	23,000	0	1,793,007
Luther								
Luther #3 / Eastern Ok Co Tech Ctr #23	503	704,436	840,591	3,121,996	4,667,023	227,815	15,107	4,424,101

<i>City</i>	<i>Tax District</i>	<i>Personal</i>	<i>Public Service</i>	<i>Real Estate</i>	<i>Total Valuation</i>	<i>Homestead</i>	<i>DAV Exemption</i>	<i>Net Valuation</i>
Luther #3 - I89 / Eastern Ok Co Tech Ctr #23	703	3,306	84,009	105,020	192,335	4,000	0	188,335
City Total		707,742	924,600	3,227,016	4,859,358	231,815	15,107	4,612,436
Midwest City								
Mid-Del #52 / Rose State College	552	24,414,330	7,117,488	147,466,980	178,998,798	7,095,410	1,909,433	169,993,955
Mid-Del #52 / Rose State College	552TF1D	5,299,479	0	993,673	6,293,152	0	0	6,293,152
Oklahoma City # / Rose State College	589	2,477,872	1,946,482	25,976,775	30,401,129	1,671,861	339,820	28,389,448
Choctaw #4 / Rose State College	604	212,250	1,285,712	41,095,414	42,593,376	1,753,552	763,799	40,076,025
Crutcho #74 / Rose State College	674	618,312	1,745,551	4,415,194	6,779,057	133,253	23,243	6,622,561
City Total		33,022,243	12,095,233	219,948,036	265,065,512	10,654,076	3,036,295	251,375,141
Nichols Hills								
Oklahoma City # / Metro Tech Ctr #22	500	1,681,144	994,474	88,060,162	90,735,780	1,152,000	243,223	89,340,557
City Total		1,681,144	994,474	88,060,162	90,735,780	1,152,000	243,223	89,340,557
Nicoma Park								
Oklahoma City # / Metro Tech Ctr #22	889	109,863	303,203	653,147	1,066,213	62,160	5,142	998,911
Choctaw #4 / Eastern Ok Co Tech Ctr #23	904	757,038	1,137,120	7,025,856	8,920,014	478,993	79,338	8,361,683
City Total		866,901	1,440,323	7,679,003	9,986,227	541,153	84,480	9,360,594
Oklahoma City								
Oklahoma City # / Metro Tech Ctr #22	200	149,903,030	133,697,241	717,496,958	1,001,097,229	26,122,301	2,771,608	972,203,320
Oklahoma City # / Metro Tech Ctr #22	200TF1D	15,837,448	0	12,554,169	28,391,617	1,000	0	28,390,617
Oklahoma City # / Metro Tech Ctr #22	200TF2D	3,299,089	0	11,879,881	15,178,970	0	0	15,178,970
Oklahoma City # / Metro Tech Ctr #22	200TF2I	29,678,747	0	63,779,887	93,458,634	64,000	0	93,394,634
Oklahoma City # / Metro Tech Ctr #22	200TF4D	11,192	0	16,708	27,900	687	0	27,213
Oklahoma City # / Metro Tech Ctr #22	200TF7D	26,690	0	551,631	578,321	50,394	2,459	525,468
Luther #3 / Eastern Ok Co Tech Ctr #23	203	94,276	420,559	2,608,090	3,122,925	148,943	71,754	2,902,228
Choctaw #4 / Eastern Ok Co Tech Ctr #23	204	683,911	1,136,898	15,517,957	17,338,766	673,434	233,675	16,431,657
Deer Creek #6 / Francis Tuttle Tech Ctr #21	206	939,623	4,379,955	78,514,128	83,833,706	1,209,000	255,489	82,369,217
Harrah #7 / Eastern Ok Co Tech Ctr #23	207	17,689	468,407	2,409,771	2,895,867	136,000	73,187	2,686,680
Jones #9 / Eastern Ok Co Tech Ctr #23	209	259,721	952,986	7,826,384	9,039,091	421,923	60,683	8,556,485
Edmond #12 / Francis Tuttle Tech Ctr #21	212	49,308,699	11,828,555	407,109,983	468,247,237	7,314,000	1,660,615	459,272,622
Piedmont J.D. # / Canadian Valley Tech Ctr. #6	222	197,639	1,088,505	18,267,410	19,553,554	557,273	167,328	18,828,953
Oakdale #29 / No Spec Dist	229	7,257,889	1,148,633	39,275,876	47,682,398	465,000	18,439	47,198,959
Millwood #37 / Francis Tuttle Tech Ctr #21	237	11,977,214	1,437,484	17,928,370	31,343,068	869,738	176,329	30,297,001
Mid-Del #52 / Rose State College	252	45,905,471	10,709,872	99,223,583	155,838,926	3,078,382	1,378,926	151,381,618
Crooked Oak #5 / Metro Tech Ctr #22	253	10,388,491	2,247,644	10,114,199	22,750,334	108,486	551	22,641,297
Mustang J.D. #6 / Canadian Valley Tech Ctr. #6	269	114,715	285,909	5,600,064	6,000,688	298,000	0	5,702,688
Crutcho #74 / No Spec Dist	274	82,435	334,025	140,525	556,985	0	0	556,985

<i>City</i>	<i>Tax District</i>	<i>Personal</i>	<i>Public Service</i>	<i>Real Estate</i>	<i>Total Valuation</i>	<i>Homestead</i>	<i>DAV Exemption</i>	<i>Net Valuation</i>
Oklahoma City # / Okc Community College	300	72,291,804	91,613,575	268,869,865	432,775,244	14,370,891	1,092,756	417,311,597
Oklahoma City # / Okc Community College	300TF4D	5,857,890	0	686,051	6,543,941	5,000	0	6,538,941
Oklahoma City # / Okc Community College	300TF6D	83	0	96,369	96,452	1,000	0	95,452
Moore J.D. #2 / Okc Community College	302	5,498,571	2,690,082	36,996,786	45,185,439	1,544,000	281,209	43,360,230
Moore J.D. #2 / Moore Norman Tech Ctr #17	312	1,980,643	889,477	19,458,900	22,329,020	686,000	324,837	21,318,183
Western Heights / Okc Community College	341	66,192,113	15,783,766	67,740,731	149,716,610	1,466,064	106,190	148,144,356
Crooked Oak #5 / Okc Community College	353	3,208,769	4,018,089	3,849,207	11,076,065	235,636	5,023	10,835,406
McLoud J.D. #1 / Gordon Cooper Tech Ctr. #5	411	77,181	1,003,542	4,279,156	5,359,879	258,023	48,969	5,052,887
Putnam City #1 / Francis Tuttle Tech Ctr #21	501	108,724,829	26,709,199	578,821,327	714,255,355	17,965,796	2,300,778	693,988,781
Putnam City #1 / Francis Tuttle Tech Ctr #21	501TF4D	351,603	0	1,513,064	1,864,667	7,000	0	1,857,667
Western Heights / Francis Tuttle Tech Ctr #21	541	16,670,795	2,975,407	29,468,805	49,115,007	712,000	69,336	48,333,671
Edmond #12 - 18 / Francis Tuttle Tech Ctr #21	712	12,245	0	1,350,414	1,362,659	53,000	0	1,309,659
City Total		606,850,495	315,819,810	2,523,946,249	3,446,616,554	78,822,971	11,100,141	3,356,693,442
Smith Village								
Mid-Del #52 / Rose State College	653	1,575	129,379	215,622	346,576	19,000	17,578	309,998
City Total		1,575	129,379	215,622	346,576	19,000	17,578	309,998
Spencer								
Oklahoma City # / Metro Tech Ctr #22	989	694,699	858,474	11,022,231	12,575,404	936,867	203,031	11,435,506
City Total		694,699	858,474	11,022,231	12,575,404	936,867	203,031	11,435,506
The Village								
Oklahoma City # / Metro Tech Ctr #22	627	5,732,947	1,271,130	50,777,042	57,781,119	2,470,000	211,809	55,099,310
Oklahoma City # / Metro Tech Ctr #22	627TF1D	77,485	0	1,106,314	1,183,799	0	0	1,183,799
City Total		5,810,432	1,271,130	51,883,356	58,964,918	2,470,000	211,809	56,283,109
Valley Brook								
Oklahoma City # / Okc Community College	700	102,795	87,794	1,166,470	1,357,059	121,761	7,887	1,227,411
City Total		102,795	87,794	1,166,470	1,357,059	121,761	7,887	1,227,411
Warr Acres								
Putnam City #1 / Francis Tuttle Tech Ctr #21	601	12,392,170	1,576,700	45,570,102	59,538,972	2,133,902	212,385	57,192,685
City Total		12,392,170	1,576,700	45,570,102	59,538,972	2,133,902	212,385	57,192,685
Woodlawn Park								
Putnam City #1 / Francis Tuttle Tech Ctr #21	701	617,392	98,623	1,212,405	1,928,420	58,000	11,018	1,859,402
City Total		617,392	98,623	1,212,405	1,928,420	58,000	11,018	1,859,402

<i>City</i>	<i>Tax District</i>	<i>Personal</i>	<i>Public Service</i>	<i>Real Estate</i>	<i>Total Valuation</i>	<i>Homestead</i>	<i>DAV Exemption</i>	<i>Net Valuation</i>
<i>Grand Total Cities</i>		795,279,333	400,529,628	3,937,136,936	5,132,945,897	129,947,857	20,267,398	4,982,730,642

<i>Grand Total County</i>		795,279,333	400,529,628	3,937,136,936	5,132,945,897	129,947,857	20,267,398	4,982,730,642
---------------------------	--	-------------	-------------	---------------	---------------	-------------	------------	---------------



Leonard Sullivan
Oklahoma County Assessor

320 Robert S. Kerr, #313
Oklahoma City, Oklahoma 73102

Monday, August 20, 2007

2007 RealWare Certification By Tax District

<i>Tax District</i>	<i>Personal</i>	<i>Public Service</i>	<i>Real Estate</i>	<i>Total Valuation</i>	<i>Homestead</i>	<i>DAV Exemption</i>	<i>Net Valuation</i>
003	52,257	859,860	5,305,016	6,217,133	128,000	37,030	6,052,103
012	919,293	783,373	6,146,977	7,849,643	165,000	16,698	7,667,945
012FD2	0	265,257	1,470,097	1,735,354	16,000	0	1,719,354
029	36,622	0	125,009	161,631	4,000	0	157,631
037	212,559	44,494	359,250	616,303	2,000	0	614,303
041	0	0	2,006	2,006	0	0	2,006
052	290,725	702,083	4,081,069	5,073,877	51,000	0	5,022,877
053	0	0	0	0	0	0	0
074	314,877	407,791	821,478	1,544,146	65,721	2,915	1,475,510
089	482,546	749,384	1,748,991	2,980,921	86,933	3,190	2,890,798
101	603,210	321,605	2,023,943	2,948,758	7,000	0	2,941,758
103	58,891,473	2,133,074	5,812,766	66,837,313	261,490	49,399	66,526,424
103FD1	76,233	98,262	1,641,738	1,816,233	129,443	15,029	1,671,761
104	796,698	1,878,441	17,355,620	20,030,759	892,412	379,205	18,759,142
106	257,943	469,267	15,060,645	15,787,855	290,000	43,019	15,454,836
106FD2	1,696,105	2,338,754	26,606,813	30,641,672	493,000	45,852	30,102,820
107	2,260,233	20,986,355	13,947,748	37,194,336	791,255	226,380	36,176,701
107FD1	64,889	93,253	3,962,490	4,120,632	256,892	19,950	3,843,790
109	815,122	606,482	3,414,066	4,835,670	139,000	16,324	4,680,346
109FD1	14,456	74,503	955,203	1,044,162	60,000	22,374	961,788
112	133,813	1,165,284	5,326,035	6,625,132	121,257	18,413	6,485,462
141	19,330	0	464,203	483,533	5,000	0	478,533
189	2,352,376	153,267	3,298,975	5,804,618	2,000	0	5,802,618
200	149,903,030	133,697,241	717,496,958	1,001,097,229	26,122,301	2,771,608	972,203,320
200TF1D	15,837,448	0	12,554,169	28,391,617	1,000	0	28,390,617
200TF2D	3,299,089	0	11,879,881	15,178,970	0	0	15,178,970
200TF2I	29,678,747	0	63,779,887	93,458,634	64,000	0	93,394,634
200TF4D	11,192	0	16,708	27,900	687	0	27,213
200TF7D	26,690	0	551,631	578,321	50,394	2,459	525,468
203	94,276	420,559	2,608,090	3,122,925	148,943	71,754	2,902,228
204	683,911	1,136,898	15,517,957	17,338,766	673,434	233,675	16,431,657
206	939,623	4,379,955	78,514,128	83,833,706	1,209,000	255,489	82,369,217

<i>Tax District</i>	<i>Personal</i>	<i>Public Service</i>	<i>Real Estate</i>	<i>Total Valuation</i>	<i>Homestead</i>	<i>DAV Exemption</i>	<i>Net Valuation</i>
207	17,689	468,407	2,409,771	2,895,867	136,000	73,187	2,686,680
209	259,721	952,986	7,826,384	9,039,091	421,923	60,683	8,556,485
212	49,308,699	11,828,555	407,109,983	468,247,237	7,314,000	1,660,615	459,272,622
222	197,639	1,088,505	18,267,410	19,553,554	557,273	167,328	18,828,953
229	7,257,889	1,148,633	39,275,876	47,682,398	465,000	18,439	47,198,959
237	11,977,214	1,437,484	17,928,370	31,343,068	869,738	176,329	30,297,001
252	45,905,471	10,709,872	99,223,583	155,838,926	3,078,382	1,378,926	151,381,618
253	10,388,491	2,247,644	10,114,199	22,750,334	108,486	551	22,641,297
269	114,715	285,909	5,600,064	6,000,688	298,000	0	5,702,688
274	82,435	334,025	140,525	556,985	0	0	556,985
300	72,291,804	91,613,575	268,869,865	432,775,244	14,370,891	1,092,756	417,311,597
300TF4D	5,857,890	0	686,051	6,543,941	5,000	0	6,538,941
300TF6D	83	0	96,369	96,452	1,000	0	95,452
302	5,498,571	2,690,082	36,996,786	45,185,439	1,544,000	281,209	43,360,230
309	15,745	104,473	1,172,923	1,293,141	107,000	34,593	1,151,548
312	1,980,643	889,477	19,458,900	22,329,020	686,000	324,837	21,318,183
322	924	3,595	92,607	97,126	1,000	0	96,126
322FD2	2,541	183,117	2,018,080	2,203,738	55,000	0	2,148,738
341	66,192,113	15,783,766	67,740,731	149,716,610	1,466,064	106,190	148,144,356
353	3,208,769	4,018,089	3,849,207	11,076,065	235,636	5,023	10,835,406
369	7,810	0	11,924	19,734	0	0	19,734
401	38,710	167,683	413,162	619,555	32,020	0	587,535
402	0	0	9,881	9,881	0	0	9,881
403	16,413	1,551,261	213,720	1,781,394	8,000	0	1,773,394
411	77,181	1,003,542	4,279,156	5,359,879	258,023	48,969	5,052,887
412	0	0	18,728	18,728	0	0	18,728
489	704	71,959	98,148	170,811	14,000	0	156,811
500	1,681,144	994,474	88,060,162	90,735,780	1,152,000	243,223	89,340,557
501	108,724,829	26,709,199	578,821,327	714,255,355	17,965,796	2,300,778	693,988,781
501TF4D	351,603	0	1,513,064	1,864,667	7,000	0	1,857,667
503	704,436	840,591	3,121,996	4,667,023	227,815	15,107	4,424,101
504	2,076,478	4,174,949	52,241,163	58,492,590	2,489,092	602,839	55,400,659
507	709,604	1,235,426	14,317,918	16,262,948	699,945	111,643	15,451,360
509	404,339	679,730	7,941,168	9,025,237	535,829	124,359	8,365,049
512	43,226,116	12,596,868	595,242,439	651,065,423	14,796,000	1,793,904	634,475,519
541	16,670,795	2,975,407	29,468,805	49,115,007	712,000	69,336	48,333,671

<i>Tax District</i>	<i>Personal</i>	<i>Public Service</i>	<i>Real Estate</i>	<i>Total Valuation</i>	<i>Homestead</i>	<i>DAV Exemption</i>	<i>Net Valuation</i>
552	24,414,330	7,117,488	147,466,980	178,998,798	7,095,410	1,909,433	169,993,955
552TF1D	5,299,479	0	993,673	6,293,152	0	0	6,293,152
581	3,542,246	3,703,295	63,440,809	70,686,350	3,591,825	327,558	66,766,967
588	836,427	891,090	10,429,078	12,156,595	493,000	23,489	11,640,106
589	2,477,872	1,946,482	25,976,775	30,401,129	1,671,861	339,820	28,389,448
601	12,392,170	1,576,700	45,570,102	59,538,972	2,133,902	212,385	57,192,685
603	0	624	109,916	110,540	3,000	0	107,540
604	212,250	1,285,712	41,095,414	42,593,376	1,753,552	763,799	40,076,025
606	30,831	152,668	10,534,828	10,718,327	206,000	65,672	10,446,655
609	1,118	19,451	957,875	978,444	20,000	0	958,444
612	305,161	637,369	17,403,578	18,346,108	244,396	46,660	18,055,052
627	5,732,947	1,271,130	50,777,042	57,781,119	2,470,000	211,809	55,099,310
627TF1D	77,485	0	1,106,314	1,183,799	0	0	1,183,799
637	29	366	1,815,612	1,816,007	23,000	0	1,793,007
652	8,063,826	3,872,385	70,033,091	81,969,302	4,725,475	821,575	76,422,252
653	1,575	129,379	215,622	346,576	19,000	17,578	309,998
674	618,312	1,745,551	4,415,194	6,779,057	133,253	23,243	6,622,561
700	102,795	87,794	1,166,470	1,357,059	121,761	7,887	1,227,411
701	617,392	98,623	1,212,405	1,928,420	58,000	11,018	1,859,402
703	3,306	84,009	105,020	192,335	4,000	0	188,335
704	44,667	222,345	2,691,106	2,958,118	179,327	62,692	2,716,099
712	12,245	0	1,350,414	1,362,659	53,000	0	1,309,659
774	1,785,881	302,389	112,135	2,200,405	0	0	2,200,405
837	278	29,332	653,500	683,110	28,000	0	655,110
852	143,556	237,906	6,918,166	7,299,628	325,000	154,568	6,820,060
889	109,863	303,203	653,147	1,066,213	62,160	5,142	998,911
901	987,581	264,018	4,384,591	5,636,190	262,000	59,114	5,315,076
904	757,038	1,137,120	7,025,856	8,920,014	478,993	79,338	8,361,683
989	694,699	858,474	11,022,231	12,575,404	936,867	203,031	11,435,506
Grand Total	795,279,333	400,529,628	3,937,136,936	5,132,945,897	129,947,857	20,267,398	4,982,730,642



320 Robert S. Kerr, #313
Oklahoma City, Oklahoma 73102

2007 RealWare Homestead By School

School	TXD	Personal	Public Service	Real Estate	Total Valuation	Homestead	Count	Add'l Hmstd	Count	Total Homestead	DAV Exemption	DAV Count	Net Valuation	
Putnam City #1														
	/ Francis Tuttle Tech Ctr #21	101	603,210	321,605	2,023,943	2,948,758	7,000	7	0	0	7,000	0	0	2,941,758
Oklahoma City	/ Francis Tuttle Tech Ctr #21	501	108,724,829	26,709,199	578,821,327	714,255,355	17,266,000	17,266	699,796	700	17,965,796	2,300,778	179	693,988,781
Oklahoma City	/ Francis Tuttle Tech Ctr #21	501TF4D	351,603	0	1,513,064	1,864,667	6,000	6	1,000	1	7,000	0	0	1,857,667
Bethany	/ Francis Tuttle Tech Ctr #21	581	3,542,246	3,703,295	63,440,809	70,686,350	3,306,000	3,306	285,825	286	3,591,825	327,558	35	66,766,967
Warr Acres	/ Francis Tuttle Tech Ctr #21	601	12,392,170	1,576,700	45,570,102	59,538,972	1,947,000	1,947	186,902	187	2,133,902	212,385	16	57,192,685
Woodlawn Park	/ Francis Tuttle Tech Ctr #21	701	617,392	98,623	1,212,405	1,928,420	56,000	56	2,000	2	58,000	11,018	1	1,859,402
School Total			126,231,450	32,409,422	692,581,650	851,222,522	22,588,000	22,588	1,175,523	1,176	23,763,523	2,851,739	231	824,607,260
Luther #3														
	/ Eastern Ok Co Tech Ctr #23	103	58,891,473	2,133,074	5,812,766	66,837,313	248,490	250	13,000	13	261,490	49,399	4	66,526,424
	/ Eastern Ok Co Tech Ctr #23	103FD1	76,233	98,262	1,641,738	1,816,233	123,562	124	5,881	7	129,443	15,029	1	1,671,761
Oklahoma City	/ Eastern Ok Co Tech Ctr #23	203	94,276	420,559	2,608,090	3,122,925	143,721	144	5,222	6	148,943	71,754	6	2,902,228
Luther	/ Eastern Ok Co Tech Ctr #23	503	704,436	840,591	3,121,996	4,667,023	202,815	205	25,000	29	227,815	15,107	3	4,424,101
Edmond	/ Eastern Ok Co Tech Ctr #23	603	0	624	109,916	110,540	3,000	3	0	0	3,000	0	0	107,540
School Total			59,766,418	3,493,110	13,294,506	76,554,034	721,588	726	49,103	55	770,691	151,289	14	75,632,054
Luther #3 - 189														
	/ Eastern Ok Co Tech Ctr #23	003	52,257	859,860	5,305,016	6,217,133	124,000	124	4,000	4	128,000	37,030	3	6,052,103
Edmond	/ Eastern Ok Co Tech Ctr #23	403	16,413	1,551,261	213,720	1,781,394	7,000	7	1,000	1	8,000	0	0	1,773,394
Luther	/ Eastern Ok Co Tech Ctr #23	703	3,306	84,009	105,020	192,335	4,000	4	0	0	4,000	0	0	188,335
School Total			71,976	2,495,130	5,623,756	8,190,862	135,000	135	5,000	5	140,000	37,030	3	8,013,832
Choctaw #4														
	/ Eastern Ok Co Tech Ctr #23	104	796,698	1,878,441	17,355,620	20,030,759	859,000	859	33,412	35	892,412	379,205	26	18,759,142
Oklahoma City	/ Eastern Ok Co Tech Ctr #23	204	683,911	1,136,898	15,517,957	17,338,766	644,000	644	29,434	30	673,434	233,675	12	16,431,657
Choctaw	/ Eastern Ok Co Tech Ctr #23	504	2,076,478	4,174,949	52,241,163	58,492,590	2,372,819	2,373	116,273	119	2,489,092	602,839	42	55,400,659
Midwest City	/ Rose State College	604	212,250	1,285,712	41,095,414	42,593,376	1,683,000	1,683	70,552	71	1,753,552	763,799	52	40,076,025
Harrah	/ Eastern Ok Co Tech Ctr #23	704	44,667	222,345	2,691,106	2,958,118	169,327	170	10,000	11	179,327	62,692	6	2,716,099
Nicoma Park	/ Eastern Ok Co Tech Ctr #23	904	757,038	1,137,120	7,025,856	8,920,014	431,000	431	47,993	49	478,993	79,338	9	8,361,683
School Total			4,571,042	9,835,465	135,927,116	150,333,623	6,159,146	6,160	307,664	315	6,466,810	2,121,548	147	141,745,265
Deer Creek #6														
	/ Francis Tuttle Tech Ctr #21	106	257,943	469,267	15,060,645	15,787,855	289,000	289	1,000	1	290,000	43,019	2	15,454,836
	/ Francis Tuttle Tech Ctr #21	106FD2	1,696,105	2,338,754	26,606,813	30,641,672	488,000	488	5,000	5	493,000	45,852	2	30,102,820
Oklahoma City	/ Francis Tuttle Tech Ctr #21	206	939,623	4,379,955	78,514,128	83,833,706	1,197,000	1,197	12,000	12	1,209,000	255,489	11	82,369,217

<i>School</i>	<i>TXD</i>	<i>Personal</i>	<i>Public Service</i>	<i>Real Estate</i>	<i>Total Valuation</i>	<i>Homestead</i>	<i>Count</i>	<i>Add'l Hmstd</i>	<i>Count</i>	<i>Total Homestead</i>	<i>DAV Exemption</i>	<i>DAV Count</i>	<i>Net Valuation</i>
Edmond / Francis Tuttle Tech Ctr #21	606	30,831	152,668	10,534,828	10,718,327	206,000	206	0	0	206,000	65,672	3	10,446,655
School Total		2,924,502	7,340,644	130,716,414	140,981,560	2,180,000	2,180	18,000	18	2,198,000	410,032	18	138,373,528
Harrah #7													
/ Eastern Ok Co Tech Ctr #23	107	2,260,233	20,986,355	13,947,748	37,194,336	749,093	750	42,162	44	791,255	226,380	21	36,176,701
/ Eastern Ok Co Tech Ctr #23	107FD1	64,889	93,253	3,962,490	4,120,632	248,892	249	8,000	8	256,892	19,950	3	3,843,790
Oklahoma City / Eastern Ok Co Tech Ctr #23	207	17,689	468,407	2,409,771	2,895,867	133,000	133	3,000	3	136,000	73,187	6	2,686,680
Harrah / Eastern Ok Co Tech Ctr #23	507	709,604	1,235,426	14,317,918	16,262,948	657,702	658	42,243	44	699,945	111,643	12	15,451,360
School Total		3,052,415	22,783,441	34,637,927	60,473,783	1,788,687	1,790	95,405	99	1,884,092	431,160	42	58,158,531
Jones #9													
/ Eastern Ok Co Tech Ctr #23	109	815,122	606,482	3,414,066	4,835,670	133,000	133	6,000	6	139,000	16,324	1	4,680,346
/ Eastern Ok Co Tech Ctr #23	109FD1	14,456	74,503	955,203	1,044,162	57,000	57	3,000	3	60,000	22,374	2	961,788
Oklahoma City / Eastern Ok Co Tech Ctr #23	209	259,721	952,986	7,826,384	9,039,091	399,518	400	22,405	23	421,923	60,683	6	8,556,485
Choctaw / Eastern Ok Co Tech Ctr #23	309	15,745	104,473	1,172,923	1,293,141	96,000	96	11,000	11	107,000	34,593	3	1,151,548
Jones / Eastern Ok Co Tech Ctr #23	509	404,339	679,730	7,941,168	9,025,237	473,372	474	62,457	65	535,829	124,359	11	8,365,049
Edmond / Eastern Ok Co Tech Ctr #23	609	1,118	19,451	957,875	978,444	20,000	20	0	0	20,000	0	0	958,444
School Total		1,510,501	2,437,625	22,267,619	26,215,745	1,178,890	1,180	104,862	108	1,283,752	258,333	23	24,673,660
Edmond #12													
/ Francis Tuttle Tech Ctr #21	012	919,293	783,373	6,146,977	7,849,643	161,000	161	4,000	4	165,000	16,698	1	7,667,945
/ Francis Tuttle Tech Ctr #21	012FD2	0	265,257	1,470,097	1,735,354	16,000	16	0	0	16,000	0	0	1,719,354
Oklahoma City / Francis Tuttle Tech Ctr #21	212	49,308,699	11,828,555	407,109,983	468,247,237	7,188,000	7,188	126,000	126	7,314,000	1,660,615	82	459,272,622
Edmond / Francis Tuttle Tech Ctr #21	512	43,226,116	12,596,868	595,242,439	651,065,423	14,429,000	14,429	367,000	367	14,796,000	1,793,904	97	634,475,519
School Total		93,454,108	25,474,053	1,009,969,496	1,128,897,657	21,794,000	21,794	497,000	497	22,291,000	3,471,217	180	1,103,135,440
Edmond #12 - I89													
/ Francis Tuttle Tech Ctr #21	112	133,813	1,165,284	5,326,035	6,625,132	107,577	108	13,680	16	121,257	18,413	2	6,485,462
Edmond / Francis Tuttle Tech Ctr #21	612	305,161	637,369	17,403,578	18,346,108	239,508	240	4,888	5	244,396	46,660	2	18,055,052
Oklahoma City / Francis Tuttle Tech Ctr #21	712	12,245	0	1,350,414	1,362,659	52,000	52	1,000	1	53,000	0	0	1,309,659
School Total		451,219	1,802,653	24,080,027	26,333,899	399,085	400	19,568	22	418,653	65,073	4	25,850,173
Oakdale #29													
/ No Spec Dist	029	36,622	0	125,009	161,631	3,000	3	1,000	1	4,000	0	0	157,631
Oklahoma City / No Spec Dist	229	7,257,889	1,148,633	39,275,876	47,682,398	463,000	463	2,000	2	465,000	18,439	1	47,198,959
School Total		7,294,511	1,148,633	39,400,885	47,844,029	466,000	466	3,000	3	469,000	18,439	1	47,356,590
Millwood #37													
/ Francis Tuttle Tech Ctr #21	037	212,559	44,494	359,250	616,303	2,000	2	0	0	2,000	0	0	614,303
Oklahoma City / Francis Tuttle Tech Ctr #21	237	11,977,214	1,437,484	17,928,370	31,343,068	789,000	789	80,738	83	869,738	176,329	17	30,297,001
Lake Aluma / Francis Tuttle Tech Ctr #21	637	29	366	1,815,612	1,816,007	23,000	23	0	0	23,000	0	0	1,793,007
Forest Park / Francis Tuttle Tech Ctr #21	837	278	29,332	653,500	683,110	28,000	28	0	0	28,000	0	0	655,110

School	TXD	Personal	Public Service	Real Estate	Total Valuation	Homestead	Count	Add'l Hmstd	Count	Total Homestead	DAV Exemption	DAV Count	Net Valuation
School Total		12,190,080	1,511,676	20,756,732	34,458,488	842,000	842	80,738	83	922,738	176,329	17	33,359,421
Western Heights #41													
Francis Tuttle Tech Ctr #21	041	0	0	2,006	2,006	0	0	0	0	0	0	0	2,006
Okc Community College	141	19,330	0	464,203	483,533	5,000	5	0	0	5,000	0	0	478,533
Oklahoma City / Okc Community College	341	66,192,113	15,783,766	67,740,731	149,716,610	1,337,213	1,339	128,851	131	1,466,064	106,190	12	148,144,356
Oklahoma City / Francis Tuttle Tech Ctr #21	541	16,670,795	2,975,407	29,468,805	49,115,007	662,000	662	50,000	50	712,000	69,336	8	48,333,671
School Total		82,882,238	18,759,173	97,675,745	199,317,156	2,004,213	2,006	178,851	181	2,183,064	175,526	20	196,958,566
Mid-Del #52													
Rose State College	052	290,725	702,083	4,081,069	5,073,877	47,000	47	4,000	4	51,000	0	0	5,022,877
Oklahoma City / Rose State College	252	45,905,471	10,709,872	99,223,583	155,838,926	2,941,772	2,943	136,610	147	3,078,382	1,378,926	107	151,381,618
Midwest City / Rose State College	552	24,414,330	7,117,488	147,466,980	178,998,798	6,541,000	6,541	554,410	555	7,095,410	1,909,433	180	169,993,955
Midwest City / Rose State College	552TF1D	5,299,479	0	993,673	6,293,152	0	0	0	0	0	0	0	6,293,152
Del City / Rose State College	652	8,063,826	3,872,385	70,033,091	81,969,302	4,236,000	4,236	489,475	490	4,725,475	821,575	104	76,422,252
Smith Village / Rose State College	653	1,575	129,379	215,622	346,576	16,000	16	3,000	3	19,000	17,578	2	309,998
Forest Park / Rose State College	852	143,556	237,906	6,918,166	7,299,628	309,000	309	16,000	16	325,000	154,568	10	6,820,060
School Total		84,118,962	22,769,113	328,932,184	435,820,259	14,090,772	14,092	1,203,495	1,215	15,294,267	4,282,080	403	416,243,912
Crooked Oak #53													
Metro Tech Ctr #22	053	0	0	0	0	0	0	0	0	0	0	0	0
Oklahoma City / Metro Tech Ctr #22	253	10,388,491	2,247,644	10,114,199	22,750,334	100,340	106	8,146	28	108,486	551	1	22,641,297
Oklahoma City / Okc Community College	353	3,208,769	4,018,089	3,849,207	11,076,065	203,869	204	31,767	49	235,636	5,023	2	10,835,406
School Total		13,597,260	6,265,733	13,963,406	33,826,399	304,209	310	39,913	77	344,122	5,574	3	33,476,703
Crutcho #74													
No Spec Dist	074	314,877	407,791	821,478	1,544,146	59,000	59	6,721	7	65,721	2,915	1	1,475,510
Oklahoma City / No Spec Dist	274	82,435	334,025	140,525	556,985	0	0	0	0	0	0	0	556,985
Midwest City / Rose State College	674	618,312	1,745,551	4,415,194	6,779,057	125,253	127	8,000	9	133,253	23,243	4	6,622,561
Del City / Rose State College	774	1,785,881	302,389	112,135	2,200,405	0	0	0	0	0	0	0	2,200,405
School Total		2,801,505	2,789,756	5,489,332	11,080,593	184,253	186	14,721	16	198,974	26,158	5	10,855,461
Bethany #88													
Bethany / Canadian Valley Tech Ctr. #6	588	836,427	891,090	10,429,078	12,156,595	440,000	440	53,000	53	493,000	23,489	4	11,640,106
School Total		836,427	891,090	10,429,078	12,156,595	440,000	440	53,000	53	493,000	23,489	4	11,640,106
Oklahoma City #89													
Metro Tech Ctr #22	089	482,546	749,384	1,748,991	2,980,921	77,000	77	9,933	11	86,933	3,190	1	2,890,798
Okc Community College	189	2,352,376	153,267	3,298,975	5,804,618	2,000	2	0	0	2,000	0	0	5,802,618
Oklahoma City / Metro Tech Ctr #22	200	149,903,030	133,697,241	717,496,958	1,001,097,229	24,041,443	24,164	2,080,858	2,615	26,122,301	2,771,608	286	972,203,320
Oklahoma City / Metro Tech Ctr #22	200TF1D	15,837,448	0	12,554,169	28,391,617	1,000	1	0	0	1,000	0	0	28,390,617
Oklahoma City / Metro Tech Ctr #22	200TF2D	3,299,089	0	11,879,881	15,178,970	0	0	0	0	0	0	0	15,178,970

<i>School</i>	<i>TXD</i>	<i>Personal</i>	<i>Public Service</i>	<i>Real Estate</i>	<i>Total Valuation</i>	<i>Homestead</i>	<i>Count</i>	<i>Add'l Hmstd</i>	<i>Count</i>	<i>Total Homestead</i>	<i>DAV Exemption</i>	<i>DAV Count</i>	<i>Net Valuation</i>
Oklahoma City / Metro Tech Ctr #22	200TF2I	29,678,747	0	63,779,887	93,458,634	56,000	56	8,000	8	64,000	0	0	93,394,634
Oklahoma City / Metro Tech Ctr #22	200TF4D	11,192	0	16,708	27,900	687	1	0	1	687	0	0	27,213
Oklahoma City / Metro Tech Ctr #22	200TF7D	26,690	0	551,631	578,321	48,990	51	1,404	11	50,394	2,459	2	525,468
Oklahoma City / Okc Community College	300	72,291,804	91,613,575	268,869,865	432,775,244	12,468,761	12,510	1,902,130	2,228	14,370,891	1,092,756	164	417,311,597
Oklahoma City / Okc Community College	300TF4D	5,857,890	0	686,051	6,543,941	4,000	4	1,000	1	5,000	0	0	6,538,941
Oklahoma City / Okc Community College	300TF6D	83	0	96,369	96,452	1,000	1	0	0	1,000	0	0	95,452
Choctaw / Metro Tech Ctr #22	489	704	71,959	98,148	170,811	13,000	13	1,000	1	14,000	0	0	156,811
Nichols Hills / Metro Tech Ctr #22	500	1,681,144	994,474	88,060,162	90,735,780	1,130,000	1,130	22,000	22	1,152,000	243,223	8	89,340,557
Midwest City / Rose State College	589	2,477,872	1,946,482	25,976,775	30,401,129	1,466,973	1,468	204,888	214	1,671,861	339,820	49	28,389,448
The Village / Metro Tech Ctr #22	627	5,732,947	1,271,130	50,777,042	57,781,119	2,313,000	2,313	157,000	157	2,470,000	211,809	20	55,099,310
The Village / Metro Tech Ctr #22	627TF1D	77,485	0	1,106,314	1,183,799	0	0	0	0	0	0	0	1,183,799
Valley Brook / Okc Community College	700	102,795	87,794	1,166,470	1,357,059	107,953	108	13,808	22	121,761	7,887	2	1,227,411
Nicoma Park / Metro Tech Ctr #22	889	109,863	303,203	653,147	1,066,213	55,000	55	7,160	8	62,160	5,142	1	998,911
Del City / Rose State College	901	987,581	264,018	4,384,591	5,636,190	235,000	235	27,000	27	262,000	59,114	9	5,315,076
Spencer / Metro Tech Ctr #22	989	694,699	858,474	11,022,231	12,575,404	836,112	838	100,755	115	936,867	203,031	27	11,435,506
School Total		291,605,985	232,011,001	1,264,224,365	1,787,841,351	42,857,919	43,027	4,536,936	5,441	47,394,855	4,940,039	569	1,735,506,457
McLoud J.D. #1													
/ Gordon Cooper Tech Ctr. #5	401	38,710	167,683	413,162	619,555	31,000	31	1,020	2	32,020	0	0	587,535
Oklahoma City / Gordon Cooper Tech Ctr. #5	411	77,181	1,003,542	4,279,156	5,359,879	241,000	241	17,023	19	258,023	48,969	5	5,052,887
School Total		115,891	1,171,225	4,692,318	5,979,434	272,000	272	18,043	21	290,043	48,969	5	5,640,422
Moore J.D. #2													
Oklahoma City / Okc Community College	302	5,498,571	2,690,082	36,996,786	45,185,439	1,434,000	1,434	110,000	110	1,544,000	281,209	29	43,360,230
Oklahoma City / Moore Norman Tech Ctr #17	312	1,980,643	889,477	19,458,900	22,329,020	678,000	678	8,000	8	686,000	324,837	22	21,318,183
/ Okc Community College	402	0	0	9,881	9,881	0	0	0	0	0	0	0	9,881
/ Moore Norman Tech Ctr #17	412	0	0	18,728	18,728	0	0	0	0	0	0	0	18,728
School Total		7,479,214	3,579,559	56,484,295	67,543,068	2,112,000	2,112	118,000	118	2,230,000	606,046	51	64,707,022
Piedmont J.D. #22													
Oklahoma City / Canadian Valley Tech Ctr. #6	222	197,639	1,088,505	18,267,410	19,553,554	551,273	552	6,000	6	557,273	167,328	8	18,828,953
/ Canadian Valley Tech Ctr. #6	322	924	3,595	92,607	97,126	1,000	1	0	0	1,000	0	0	96,126
/ Canadian Valley Tech Ctr. #6	322FD2	2,541	183,117	2,018,080	2,203,738	55,000	55	0	0	55,000	0	0	2,148,738
School Total		201,104	1,275,217	20,378,097	21,854,418	607,273	608	6,000	6	613,273	167,328	8	21,073,817
Mustang J.D. #69													
Oklahoma City / Canadian Valley Tech Ctr. #6	269	114,715	285,909	5,600,064	6,000,688	292,000	292	6,000	6	298,000	0	0	5,702,688
/ Canadian Valley Tech Ctr. #6	369	7,810	0	11,924	19,734	0	0	0	0	0	0	0	19,734
School Total		122,525	285,909	5,611,988	6,020,422	292,000	292	6,000	6	298,000	0	0	5,722,422

<i>School</i>	<i>TXD</i>	<i>Personal</i>	<i>Public Service</i>	<i>Real Estate</i>	<i>Total Valuation</i>	<i>Homestead</i>	<i>Count</i>	<i>Add'l Hmstd</i>	<i>Count</i>	<i>Total Homestead</i>	<i>DAV Exemption</i>	<i>DAV Count</i>	<i>Net Valuation</i>
<i>Grand Total</i>		795,279,333	400,529,628	3,937,136,936	5,132,945,897	121,417,035	121,606	8,530,822	9,515	129,947,857	20,267,398	1,748	4,982,730,642



320 Robert S. Kerr, #313
Oklahoma City, Oklahoma 73102

2007 RealWare Homestead By Vo Tech

Vo Tech	TXD	Personal	Public Service	Real Estate	Total Valuation	Homestead	Count	Add'l Hmstd	Count	Total Homestead	Net Valuation
Gordon Cooper Tech Ctr. #5											
/ Gordon Cooper Tech Ctr. #5	401	38,710	167,683	413,162	619,555	31,000	31	1,020	2	32,020	587,535
Oklahoma City / Gordon Cooper Tech Ctr. #5	411	77,181	1,003,542	4,279,156	5,359,879	241,000	241	17,023	19	258,023	5,052,887
Vo Tech Total		115,891	1,171,225	4,692,318	5,979,434	272,000	272	18,043	21	290,043	5,640,422
Canadian Valley Tech Ctr. #6											
Oklahoma City / Canadian Valley Tech Ctr. #6	222	197,639	1,088,505	18,267,410	19,553,554	551,273	552	6,000	6	557,273	18,828,953
Oklahoma City / Canadian Valley Tech Ctr. #6	269	114,715	285,909	5,600,064	6,000,688	292,000	292	6,000	6	298,000	5,702,688
/ Canadian Valley Tech Ctr. #6	322	924	3,595	92,607	97,126	1,000	1	0	0	1,000	96,126
/ Canadian Valley Tech Ctr. #6	322FD2	2,541	183,117	2,018,080	2,203,738	55,000	55	0	0	55,000	2,148,738
/ Canadian Valley Tech Ctr. #6	369	7,810	0	11,924	19,734	0	0	0	0	0	19,734
Bethany / Canadian Valley Tech Ctr. #6	588	836,427	891,090	10,429,078	12,156,595	440,000	440	53,000	53	493,000	11,640,106
Vo Tech Total		1,160,056	2,452,216	36,419,163	40,031,435	1,339,273	1,340	65,000	65	1,404,273	38,436,345
Moore Norman Tech Ctr #17											
Oklahoma City / Moore Norman Tech Ctr #17	312	1,980,643	889,477	19,458,900	22,329,020	678,000	678	8,000	8	686,000	21,318,183
/ Moore Norman Tech Ctr #17	412	0	0	18,728	18,728	0	0	0	0	0	18,728
Vo Tech Total		1,980,643	889,477	19,477,628	22,347,748	678,000	678	8,000	8	686,000	21,336,911
Francis Tuttle Tech Ctr #21											
/ Francis Tuttle Tech Ctr #21	012	919,293	783,373	6,146,977	7,849,643	161,000	161	4,000	4	165,000	7,667,945
/ Francis Tuttle Tech Ctr #21	012FD2	0	265,257	1,470,097	1,735,354	16,000	16	0	0	16,000	1,719,354
/ Francis Tuttle Tech Ctr #21	037	212,559	44,494	359,250	616,303	2,000	2	0	0	2,000	614,303
/ Francis Tuttle Tech Ctr #21	041	0	0	2,006	2,006	0	0	0	0	0	2,006
/ Francis Tuttle Tech Ctr #21	101	603,210	321,605	2,023,943	2,948,758	7,000	7	0	0	7,000	2,941,758
/ Francis Tuttle Tech Ctr #21	106	257,943	469,267	15,060,645	15,787,855	289,000	289	1,000	1	290,000	15,454,836
/ Francis Tuttle Tech Ctr #21	106FD2	1,696,105	2,338,754	26,606,813	30,641,672	488,000	488	5,000	5	493,000	30,102,820
/ Francis Tuttle Tech Ctr #21	112	133,813	1,165,284	5,326,035	6,625,132	107,577	108	13,680	16	121,257	6,485,462
Oklahoma City / Francis Tuttle Tech Ctr #21	206	939,623	4,379,955	78,514,128	83,833,706	1,197,000	1,197	12,000	12	1,209,000	82,369,217
Oklahoma City / Francis Tuttle Tech Ctr #21	212	49,308,699	11,828,555	407,109,983	468,247,237	7,188,000	7,188	126,000	126	7,314,000	459,272,622
Oklahoma City / Francis Tuttle Tech Ctr #21	237	11,977,214	1,437,484	17,928,370	31,343,068	789,000	789	80,738	83	869,738	30,297,001
Oklahoma City / Francis Tuttle Tech Ctr #21	501	108,724,829	26,709,199	578,821,327	714,255,355	17,266,000	17,266	699,796	700	17,965,796	693,988,781
Oklahoma City / Francis Tuttle Tech Ctr #21	501TF4D	351,603	0	1,513,064	1,864,667	6,000	6	1,000	1	7,000	1,857,667
Edmond / Francis Tuttle Tech Ctr #21	512	43,226,116	12,596,868	595,242,439	651,065,423	14,429,000	14,429	367,000	367	14,796,000	634,475,519

<i>Vo Tech</i>	<i>TXD</i>	<i>Personal</i>	<i>Public Service</i>	<i>Real Estate</i>	<i>Total Valuation</i>	<i>Homestead</i>	<i>Count</i>	<i>Add'l Hmstd</i>	<i>Count</i>	<i>Total Homestead</i>	<i>Net Valuation</i>
Oklahoma City / Francis Tuttle Tech Ctr #21	541	16,670,795	2,975,407	29,468,805	49,115,007	662,000	662	50,000	50	712,000	48,333,671
Bethany / Francis Tuttle Tech Ctr #21	581	3,542,246	3,703,295	63,440,809	70,686,350	3,306,000	3,306	285,825	286	3,591,825	66,766,967
Warr Acres / Francis Tuttle Tech Ctr #21	601	12,392,170	1,576,700	45,570,102	59,538,972	1,947,000	1,947	186,902	187	2,133,902	57,192,685
Edmond / Francis Tuttle Tech Ctr #21	606	30,831	152,668	10,534,828	10,718,327	206,000	206	0	0	206,000	10,446,655
Edmond / Francis Tuttle Tech Ctr #21	612	305,161	637,369	17,403,578	18,346,108	239,508	240	4,888	5	244,396	18,055,052
Lake Aluma / Francis Tuttle Tech Ctr #21	637	29	366	1,815,612	1,816,007	23,000	23	0	0	23,000	1,793,007
Woodlawn Park / Francis Tuttle Tech Ctr #21	701	617,392	98,623	1,212,405	1,928,420	56,000	56	2,000	2	58,000	1,859,402
Oklahoma City / Francis Tuttle Tech Ctr #21	712	12,245	0	1,350,414	1,362,659	52,000	52	1,000	1	53,000	1,309,659
Forest Park / Francis Tuttle Tech Ctr #21	837	278	29,332	653,500	683,110	28,000	28	0	0	28,000	655,110
Vo Tech Total		251,922,154	71,513,855	1,907,575,130	2,231,011,139	48,465,085	48,466	1,840,829	1,846	50,305,914	2,173,661,499
Metro Tech Ctr #22											
/ Metro Tech Ctr #22	053	0	0	0	0	0	0	0	0	0	0
/ Metro Tech Ctr #22	089	482,546	749,384	1,748,991	2,980,921	77,000	77	9,933	11	86,933	2,890,798
Oklahoma City / Metro Tech Ctr #22	200	149,903,030	133,697,241	717,496,958	1,001,097,229	24,041,443	24,164	2,080,858	2,615	26,122,301	972,203,320
Oklahoma City / Metro Tech Ctr #22	200TF1D	15,837,448	0	12,554,169	28,391,617	1,000	1	0	0	1,000	28,390,617
Oklahoma City / Metro Tech Ctr #22	200TF2D	3,299,089	0	11,879,881	15,178,970	0	0	0	0	0	15,178,970
Oklahoma City / Metro Tech Ctr #22	200TF2I	29,678,747	0	63,779,887	93,458,634	56,000	56	8,000	8	64,000	93,394,634
Oklahoma City / Metro Tech Ctr #22	200TF4D	11,192	0	16,708	27,900	687	1	0	1	687	27,213
Oklahoma City / Metro Tech Ctr #22	200TF7D	26,690	0	551,631	578,321	48,990	51	1,404	11	50,394	525,468
Oklahoma City / Metro Tech Ctr #22	253	10,388,491	2,247,644	10,114,199	22,750,334	100,340	106	8,146	28	108,486	22,641,297
Choctaw / Metro Tech Ctr #22	489	704	71,959	98,148	170,811	13,000	13	1,000	1	14,000	156,811
Nichols Hills / Metro Tech Ctr #22	500	1,681,144	994,474	88,060,162	90,735,780	1,130,000	1,130	22,000	22	1,152,000	89,340,557
The Village / Metro Tech Ctr #22	627	5,732,947	1,271,130	50,777,042	57,781,119	2,313,000	2,313	157,000	157	2,470,000	55,099,310
The Village / Metro Tech Ctr #22	627TF1D	77,485	0	1,106,314	1,183,799	0	0	0	0	0	1,183,799
Nicoma Park / Metro Tech Ctr #22	889	109,863	303,203	653,147	1,066,213	55,000	55	7,160	8	62,160	998,911
Spencer / Metro Tech Ctr #22	989	694,699	858,474	11,022,231	12,575,404	836,112	838	100,755	115	936,867	11,435,506
Vo Tech Total		217,924,075	140,193,509	969,859,468	1,327,977,052	28,672,572	28,805	2,396,256	2,977	31,068,828	1,293,467,211
Eastern Ok Co Tech Ctr #23											
/ Eastern Ok Co Tech Ctr #23	003	52,257	859,860	5,305,016	6,217,133	124,000	124	4,000	4	128,000	6,052,103
/ Eastern Ok Co Tech Ctr #23	103	58,891,473	2,133,074	5,812,766	66,837,313	248,490	250	13,000	13	261,490	66,526,424
/ Eastern Ok Co Tech Ctr #23	103FD1	76,233	98,262	1,641,738	1,816,233	123,562	124	5,881	7	129,443	1,671,761
/ Eastern Ok Co Tech Ctr #23	104	796,698	1,878,441	17,355,620	20,030,759	859,000	859	33,412	35	892,412	18,759,142
/ Eastern Ok Co Tech Ctr #23	107	2,260,233	20,986,355	13,947,748	37,194,336	749,093	750	42,162	44	791,255	36,176,701
/ Eastern Ok Co Tech Ctr #23	107FD1	64,889	93,253	3,962,490	4,120,632	248,892	249	8,000	8	256,892	3,843,790
/ Eastern Ok Co Tech Ctr #23	109	815,122	606,482	3,414,066	4,835,670	133,000	133	6,000	6	139,000	4,680,346

<i>Vo Tech</i>	<i>TXD</i>	<i>Personal</i>	<i>Public Service</i>	<i>Real Estate</i>	<i>Total Valuation</i>	<i>Homestead</i>	<i>Count</i>	<i>Add'l Hmstd</i>	<i>Count</i>	<i>Total Homestead</i>	<i>Net Valuation</i>
/ Eastern Ok Co Tech Ctr #23	109FD1	14,456	74,503	955,203	1,044,162	57,000	57	3,000	3	60,000	961,788
Oklahoma City / Eastern Ok Co Tech Ctr #23	203	94,276	420,559	2,608,090	3,122,925	143,721	144	5,222	6	148,943	2,902,228
Oklahoma City / Eastern Ok Co Tech Ctr #23	204	683,911	1,136,898	15,517,957	17,338,766	644,000	644	29,434	30	673,434	16,431,657
Oklahoma City / Eastern Ok Co Tech Ctr #23	207	17,689	468,407	2,409,771	2,895,867	133,000	133	3,000	3	136,000	2,686,680
Oklahoma City / Eastern Ok Co Tech Ctr #23	209	259,721	952,986	7,826,384	9,039,091	399,518	400	22,405	23	421,923	8,556,485
Choctaw / Eastern Ok Co Tech Ctr #23	309	15,745	104,473	1,172,923	1,293,141	96,000	96	11,000	11	107,000	1,151,548
Edmond / Eastern Ok Co Tech Ctr #23	403	16,413	1,551,261	213,720	1,781,394	7,000	7	1,000	1	8,000	1,773,394
Luther / Eastern Ok Co Tech Ctr #23	503	704,436	840,591	3,121,996	4,667,023	202,815	205	25,000	29	227,815	4,424,101
Choctaw / Eastern Ok Co Tech Ctr #23	504	2,076,478	4,174,949	52,241,163	58,492,590	2,372,819	2,373	116,273	119	2,489,092	55,400,659
Harrah / Eastern Ok Co Tech Ctr #23	507	709,604	1,235,426	14,317,918	16,262,948	657,702	658	42,243	44	699,945	15,451,360
Jones / Eastern Ok Co Tech Ctr #23	509	404,339	679,730	7,941,168	9,025,237	473,372	474	62,457	65	535,829	8,365,049
Edmond / Eastern Ok Co Tech Ctr #23	603	0	624	109,916	110,540	3,000	3	0	0	3,000	107,540
Edmond / Eastern Ok Co Tech Ctr #23	609	1,118	19,451	957,875	978,444	20,000	20	0	0	20,000	958,444
Luther / Eastern Ok Co Tech Ctr #23	703	3,306	84,009	105,020	192,335	4,000	4	0	0	4,000	188,335
Harrah / Eastern Ok Co Tech Ctr #23	704	44,667	222,345	2,691,106	2,958,118	169,327	170	10,000	11	179,327	2,716,099
Nicoma Park / Eastern Ok Co Tech Ctr #23	904	757,038	1,137,120	7,025,856	8,920,014	431,000	431	47,993	49	478,993	8,361,683
Vo Tech Total		68,760,102	39,759,059	170,655,510	279,174,671	8,300,311	8,308	491,482	511	8,791,793	268,147,317
Rose State College											
/ Rose State College	052	290,725	702,083	4,081,069	5,073,877	47,000	47	4,000	4	51,000	5,022,877
Oklahoma City / Rose State College	252	45,905,471	10,709,872	99,223,583	155,838,926	2,941,772	2,943	136,610	147	3,078,382	151,381,618
Midwest City / Rose State College	552	24,414,330	7,117,488	147,466,980	178,998,798	6,541,000	6,541	554,410	555	7,095,410	169,993,955
Midwest City / Rose State College	552TF1D	5,299,479	0	993,673	6,293,152	0	0	0	0	0	6,293,152
Midwest City / Rose State College	589	2,477,872	1,946,482	25,976,775	30,401,129	1,466,973	1,468	204,888	214	1,671,861	28,389,448
Midwest City / Rose State College	604	212,250	1,285,712	41,095,414	42,593,376	1,683,000	1,683	70,552	71	1,753,552	40,076,025
Del City / Rose State College	652	8,063,826	3,872,385	70,033,091	81,969,302	4,236,000	4,236	489,475	490	4,725,475	76,422,252
Smith Village / Rose State College	653	1,575	129,379	215,622	346,576	16,000	16	3,000	3	19,000	309,998
Midwest City / Rose State College	674	618,312	1,745,551	4,415,194	6,779,057	125,253	127	8,000	9	133,253	6,622,561
Del City / Rose State College	774	1,785,881	302,389	112,135	2,200,405	0	0	0	0	0	2,200,405
Forest Park / Rose State College	852	143,556	237,906	6,918,166	7,299,628	309,000	309	16,000	16	325,000	6,820,060
Del City / Rose State College	901	987,581	264,018	4,384,591	5,636,190	235,000	235	27,000	27	262,000	5,315,076
Vo Tech Total		90,200,858	28,313,265	404,916,293	523,430,416	17,600,998	17,605	1,513,935	1,536	19,114,933	498,847,427
Okc Community College											
/ Okc Community College	141	19,330	0	464,203	483,533	5,000	5	0	0	5,000	478,533
/ Okc Community College	189	2,352,376	153,267	3,298,975	5,804,618	2,000	2	0	0	2,000	5,802,618
Oklahoma City / Okc Community College	300	72,291,804	91,613,575	268,869,865	432,775,244	12,468,761	12,510	1,902,130	2,228	14,370,891	417,311,597

<i>Vo Tech</i>	<i>TXD</i>	<i>Personal</i>	<i>Public Service</i>	<i>Real Estate</i>	<i>Total Valuation</i>	<i>Homestead</i>	<i>Count</i>	<i>Add'l Hmstd</i>	<i>Count</i>	<i>Total Homestead</i>	<i>Net Valuation</i>
Oklahoma City / Okc Community College	300TF4D	5,857,890	0	686,051	6,543,941	4,000	4	1,000	1	5,000	6,538,941
Oklahoma City / Okc Community College	300TF6D	83	0	96,369	96,452	1,000	1	0	0	1,000	95,452
Oklahoma City / Okc Community College	302	5,498,571	2,690,082	36,996,786	45,185,439	1,434,000	1,434	110,000	110	1,544,000	43,360,230
Oklahoma City / Okc Community College	341	66,192,113	15,783,766	67,740,731	149,716,610	1,337,213	1,339	128,851	131	1,466,064	148,144,356
Oklahoma City / Okc Community College	353	3,208,769	4,018,089	3,849,207	11,076,065	203,869	204	31,767	49	235,636	10,835,406
Oklahoma City / Okc Community College	402	0	0	9,881	9,881	0	0	0	0	0	9,881
Valley Brook / Okc Community College	700	102,795	87,794	1,166,470	1,357,059	107,953	108	13,808	22	121,761	1,227,411
Vo Tech Total		155,523,731	114,346,573	383,178,538	653,048,842	15,563,796	15,607	2,187,556	2,541	17,751,352	633,804,425
No Spec Dist											
/ No Spec Dist	029	36,622	0	125,009	161,631	3,000	3	1,000	1	4,000	157,631
/ No Spec Dist	074	314,877	407,791	821,478	1,544,146	59,000	59	6,721	7	65,721	1,475,510
Oklahoma City / No Spec Dist	229	7,257,889	1,148,633	39,275,876	47,682,398	463,000	463	2,000	2	465,000	47,198,959
Oklahoma City / No Spec Dist	274	82,435	334,025	140,525	556,985	0	0	0	0	0	556,985
Vo Tech Total		7,691,823	1,890,449	40,362,888	49,945,160	525,000	525	9,721	10	534,721	49,389,085
Grand Total		795,279,333	400,529,628	3,937,136,936	5,132,945,897	121,417,035	121,606	8,530,822	9,515	129,947,857	4,982,730,642



320 Robert S. Kerr, #313
Oklahoma City, Oklahoma 73102

2007 RealWare Homestead By City

City	TXD	Personal	Public Service	Real Estate	Total Valuation	Homestead	Count	Add'l Hmstd	Count	Total Homestead	DAV Exemption	DAV Count	Net Valuation
Luther #3 - I89	/ Eastern Ok Co Tech Ctr #23 003	52,257	859,860	5,305,016	6,217,133	124,000	124	4,000	4	128,000	37,030	3	6,052,103
Edmond #12	/ Francis Tuttle Tech Ctr #21 012	919,293	783,373	6,146,977	7,849,643	161,000	161	4,000	4	165,000	16,698	1	7,667,945
Edmond #12	/ Francis Tuttle Tech Ctr #21 012FD2	0	265,257	1,470,097	1,735,354	16,000	16	0	0	16,000	0	0	1,719,354
Oakdale #29	/ No Spec Dist 029	36,622	0	125,009	161,631	3,000	3	1,000	1	4,000	0	0	157,631
Millwood #37	/ Francis Tuttle Tech Ctr #21 037	212,559	44,494	359,250	616,303	2,000	2	0	0	2,000	0	0	614,303
Western Heights #41	/ Francis Tuttle Tech Ctr #21 041	0	0	2,006	2,006	0	0	0	0	0	0	0	2,006
Mid-Del #52	/ Rose State College 052	290,725	702,083	4,081,069	5,073,877	47,000	47	4,000	4	51,000	0	0	5,022,877
Crooked Oak #53	/ Metro Tech Ctr #22 053	0	0	0	0	0	0	0	0	0	0	0	0
Crutch #74	/ No Spec Dist 074	314,877	407,791	821,478	1,544,146	59,000	59	6,721	7	65,721	2,915	1	1,475,510
Oklahoma City #89	/ Metro Tech Ctr #22 089	482,546	749,384	1,748,991	2,980,921	77,000	77	9,933	11	86,933	3,190	1	2,890,798
Putnam City #1	/ Francis Tuttle Tech Ctr #21 101	603,210	321,605	2,023,943	2,948,758	7,000	7	0	0	7,000	0	0	2,941,758
Luther #3	/ Eastern Ok Co Tech Ctr #23 103	58,891,473	2,133,074	5,812,766	66,837,313	248,490	250	13,000	13	261,490	49,399	4	66,526,424
Luther #3	/ Eastern Ok Co Tech Ctr #23 103FD1	76,233	98,262	1,641,738	1,816,233	123,562	124	5,881	7	129,443	15,029	1	1,671,761
Choctaw #4	/ Eastern Ok Co Tech Ctr #23 104	796,698	1,878,441	17,355,620	20,030,759	859,000	859	33,412	35	892,412	379,205	26	18,759,142
Deer Creek #6	/ Francis Tuttle Tech Ctr #21 106	257,943	469,267	15,060,645	15,787,855	289,000	289	1,000	1	290,000	43,019	2	15,454,836
Deer Creek #6	/ Francis Tuttle Tech Ctr #21 106FD2	1,696,105	2,338,754	26,606,813	30,641,672	488,000	488	5,000	5	493,000	45,852	2	30,102,820
Harrah #7	/ Eastern Ok Co Tech Ctr #23 107	2,260,233	20,986,355	13,947,748	37,194,336	749,093	750	42,162	44	791,255	226,380	21	36,176,701
Harrah #7	/ Eastern Ok Co Tech Ctr #23 107FD1	64,889	93,253	3,962,490	4,120,632	248,892	249	8,000	8	256,892	19,950	3	3,843,790
Jones #9	/ Eastern Ok Co Tech Ctr #23 109	815,122	606,482	3,414,066	4,835,670	133,000	133	6,000	6	139,000	16,324	1	4,680,346
Jones #9	/ Eastern Ok Co Tech Ctr #23 109FD1	14,456	74,503	955,203	1,044,162	57,000	57	3,000	3	60,000	22,374	2	961,788
Edmond #12 - I89	/ Francis Tuttle Tech Ctr #21 112	133,813	1,165,284	5,326,035	6,625,132	107,577	108	13,680	16	121,257	18,413	2	6,485,462
Western Heights #41	/ Okc Community College 141	19,330	0	464,203	483,533	5,000	5	0	0	5,000	0	0	478,533
Oklahoma City #89	/ Okc Community College 189	2,352,376	153,267	3,298,975	5,804,618	2,000	2	0	0	2,000	0	0	5,802,618
Piedmont J.D. #22	/ Canadian Valley Tech Ctr. #6 322	924	3,595	92,607	97,126	1,000	1	0	0	1,000	0	0	96,126
Piedmont J.D. #22	/ Canadian Valley Tech Ctr. #6 322FD2	2,541	183,117	2,018,080	2,203,738	55,000	55	0	0	55,000	0	0	2,148,738
Mustang J.D. #69	/ Canadian Valley Tech Ctr. #6 369	7,810	0	11,924	19,734	0	0	0	0	0	0	0	19,734
McLoud J.D. #1	/ Gordon Cooper Tech Ctr. #5 401	38,710	167,683	413,162	619,555	31,000	31	1,020	2	32,020	0	0	587,535
Moore J.D. #2	/ Okc Community College 402	0	0	9,881	9,881	0	0	0	0	0	0	0	9,881
Moore J.D. #2	/ Moore Norman Tech Ctr #17 412	0	0	18,728	18,728	0	0	0	0	0	0	0	18,728
City Total		70,340,745	34,485,184	122,494,520	227,320,449	3,893,614	3,897	161,809	171	4,055,423	895,778	70	222,369,248

City		TXD	Personal	Public Service	Real Estate	Total Valuation	Homestead	Count	Add'l Hmstd	Count	Total Homestead	DAV Exemption	DAV Count	Net Valuation
Bethany														
Putnam City #1	/ Francis Tuttle Tech Ctr #21	581	3,542,246	3,703,295	63,440,809	70,686,350	3,306,000	3,306	285,825	286	3,591,825	327,558	35	66,766,967
Bethany #88	/ Canadian Valley Tech Ctr. #6	588	836,427	891,090	10,429,078	12,156,595	440,000	440	53,000	53	493,000	23,489	4	11,640,106
City Total			4,378,673	4,594,385	73,869,887	82,842,945	3,746,000	3,746	338,825	339	4,084,825	351,047	39	78,407,073
Choctaw														
Jones #9	/ Eastern Ok Co Tech Ctr #23	309	15,745	104,473	1,172,923	1,293,141	96,000	96	11,000	11	107,000	34,593	3	1,151,548
Oklahoma City #89	/ Metro Tech Ctr #22	489	704	71,959	98,148	170,811	13,000	13	1,000	1	14,000	0	0	156,811
Choctaw #4	/ Eastern Ok Co Tech Ctr #23	504	2,076,478	4,174,949	52,241,163	58,492,590	2,372,819	2,373	116,273	119	2,489,092	602,839	42	55,400,659
City Total			2,092,927	4,351,381	53,512,234	59,956,542	2,481,819	2,482	128,273	131	2,610,092	637,432	45	56,709,018
Del City														
Mid-Del #52	/ Rose State College	652	8,063,826	3,872,385	70,033,091	81,969,302	4,236,000	4,236	489,475	490	4,725,475	821,575	104	76,422,252
Crutcho #74	/ Rose State College	774	1,785,881	302,389	112,135	2,200,405	0	0	0	0	0	0	0	2,200,405
Oklahoma City #89	/ Rose State College	901	987,581	264,018	4,384,591	5,636,190	235,000	235	27,000	27	262,000	59,114	9	5,315,076
City Total			10,837,288	4,438,792	74,529,817	89,805,897	4,471,000	4,471	516,475	517	4,987,475	880,689	113	83,937,733
Edmond														
Luther #3 - 189	/ Eastern Ok Co Tech Ctr #23	403	16,413	1,551,261	213,720	1,781,394	7,000	7	1,000	1	8,000	0	0	1,773,394
Edmond #12	/ Francis Tuttle Tech Ctr #21	512	43,226,116	12,596,868	595,242,439	651,065,423	14,429,000	14,429	367,000	367	14,796,000	1,793,904	97	634,475,519
Luther #3	/ Eastern Ok Co Tech Ctr #23	603	0	624	109,916	110,540	3,000	3	0	0	3,000	0	0	107,540
Deer Creek #6	/ Francis Tuttle Tech Ctr #21	606	30,831	152,668	10,534,828	10,718,327	206,000	206	0	0	206,000	65,672	3	10,446,655
Jones #9	/ Eastern Ok Co Tech Ctr #23	609	1,118	19,451	957,875	978,444	20,000	20	0	0	20,000	0	0	958,444
Edmond #12 - 189	/ Francis Tuttle Tech Ctr #21	612	305,161	637,369	17,403,578	18,346,108	239,508	240	4,888	5	244,396	46,660	2	18,055,052
City Total			43,579,639	14,958,241	624,462,356	683,000,236	14,904,508	14,905	372,888	373	15,277,396	1,906,236	102	665,816,604
Forest Park														
Millwood #37	/ Francis Tuttle Tech Ctr #21	837	278	29,332	653,500	683,110	28,000	28	0	0	28,000	0	0	655,110
Mid-Del #52	/ Rose State College	852	143,556	237,906	6,918,166	7,299,628	309,000	309	16,000	16	325,000	154,568	10	6,820,060
City Total			143,834	267,238	7,571,666	7,982,738	337,000	337	16,000	16	353,000	154,568	10	7,475,170
Harrah														
Harrah #7	/ Eastern Ok Co Tech Ctr #23	507	709,604	1,235,426	14,317,918	16,262,948	657,702	658	42,243	44	699,945	111,643	12	15,451,360
Choctaw #4	/ Eastern Ok Co Tech Ctr #23	704	44,667	222,345	2,691,106	2,958,118	169,327	170	10,000	11	179,327	62,692	6	2,716,099
City Total			754,271	1,457,771	17,009,024	19,221,066	827,029	828	52,243	55	879,272	174,335	18	18,167,459
Jones														
Jones #9	/ Eastern Ok Co Tech Ctr #23	509	404,339	679,730	7,941,168	9,025,237	473,372	474	62,457	65	535,829	124,359	11	8,365,049
City Total			404,339	679,730	7,941,168	9,025,237	473,372	474	62,457	65	535,829	124,359	11	8,365,049
Lake Aluma														
Millwood #37	/ Francis Tuttle Tech Ctr #21	637	29	366	1,815,612	1,816,007	23,000	23	0	0	23,000	0	0	1,793,007
City Total			29	366	1,815,612	1,816,007	23,000	23	0	0	23,000	0	0	1,793,007

City	TXD	Personal	Public Service	Real Estate	Total Valuation	Homestead	Count	Add'l Hmstd	Count	Total Homestead	DAV Exemption	DAV Count	Net Valuation
Luther													
Luther #3 / Eastern Ok Co Tech Ctr #23	503	704,436	840,591	3,121,996	4,667,023	202,815	205	25,000	29	227,815	15,107	3	4,424,101
Luther #3 - I89 / Eastern Ok Co Tech Ctr #23	703	3,306	84,009	105,020	192,335	4,000	4	0	0	4,000	0	0	188,335
City Total		707,742	924,600	3,227,016	4,859,358	206,815	209	25,000	29	231,815	15,107	3	4,612,436
Midwest City													
Mid-Del #52 / Rose State College	552	24,414,330	7,117,488	147,466,980	178,998,798	6,541,000	6,541	554,410	555	7,095,410	1,909,433	180	169,993,955
Mid-Del #52 / Rose State College	552TF1D	5,299,479	0	993,673	6,293,152	0	0	0	0	0	0	0	6,293,152
Oklahoma City #89 / Rose State College	589	2,477,872	1,946,482	25,976,775	30,401,129	1,466,973	1,468	204,888	214	1,671,861	339,820	49	28,389,448
Choctaw #4 / Rose State College	604	212,250	1,285,712	41,095,414	42,593,376	1,683,000	1,683	70,552	71	1,753,552	763,799	52	40,076,025
Crutch #74 / Rose State College	674	618,312	1,745,551	4,415,194	6,779,057	125,253	127	8,000	9	133,253	23,243	4	6,622,561
City Total		33,022,243	12,095,233	219,948,036	265,065,512	9,816,226	9,819	837,850	849	10,654,076	3,036,295	285	251,375,141
Nichols Hills													
Oklahoma City #89 / Metro Tech Ctr #22	500	1,681,144	994,474	88,060,162	90,735,780	1,130,000	1,130	22,000	22	1,152,000	243,223	8	89,340,557
City Total		1,681,144	994,474	88,060,162	90,735,780	1,130,000	1,130	22,000	22	1,152,000	243,223	8	89,340,557
Nicoma Park													
Oklahoma City #89 / Metro Tech Ctr #22	889	109,863	303,203	653,147	1,066,213	55,000	55	7,160	8	62,160	5,142	1	998,911
Choctaw #4 / Eastern Ok Co Tech Ctr #23	904	757,038	1,137,120	7,025,856	8,920,014	431,000	431	47,993	49	478,993	79,338	9	8,361,683
City Total		866,901	1,440,323	7,679,003	9,986,227	486,000	486	55,153	57	541,153	84,480	10	9,360,594
Oklahoma City													
Oklahoma City #89 / Metro Tech Ctr #22	200	149,903,030	133,697,241	717,496,958	1,001,097,229	24,041,443	24,164	2,080,858	2,615	26,122,301	2,771,608	286	972,203,320
Oklahoma City #89 / Metro Tech Ctr #22	200TF1D	15,837,448	0	12,554,169	28,391,617	1,000	1	0	0	1,000	0	0	28,390,617
Oklahoma City #89 / Metro Tech Ctr #22	200TF2D	3,299,089	0	11,879,881	15,178,970	0	0	0	0	0	0	0	15,178,970
Oklahoma City #89 / Metro Tech Ctr #22	200TF2I	29,678,747	0	63,779,887	93,458,634	56,000	56	8,000	8	64,000	0	0	93,394,634
Oklahoma City #89 / Metro Tech Ctr #22	200TF4D	11,192	0	16,708	27,900	687	1	0	1	687	0	0	27,213
Oklahoma City #89 / Metro Tech Ctr #22	200TF7D	26,690	0	551,631	578,321	48,990	51	1,404	11	50,394	2,459	2	525,468
Luther #3 / Eastern Ok Co Tech Ctr #23	203	94,276	420,559	2,608,090	3,122,925	143,721	144	5,222	6	148,943	71,754	6	2,902,228
Choctaw #4 / Eastern Ok Co Tech Ctr #23	204	683,911	1,136,898	15,517,957	17,338,766	644,000	644	29,434	30	673,434	233,675	12	16,431,657
Deer Creek #6 / Francis Tuttle Tech Ctr #21	206	939,623	4,379,955	78,514,128	83,833,706	1,197,000	1,197	12,000	12	1,209,000	255,489	11	82,369,217
Harrah #7 / Eastern Ok Co Tech Ctr #23	207	17,689	468,407	2,409,771	2,895,867	133,000	133	3,000	3	136,000	73,187	6	2,686,680
Jones #9 / Eastern Ok Co Tech Ctr #23	209	259,721	952,986	7,826,384	9,039,091	399,518	400	22,405	23	421,923	60,683	6	8,556,485
Edmond #12 / Francis Tuttle Tech Ctr #21	212	49,308,699	11,828,555	407,109,983	468,247,237	7,188,000	7,188	126,000	126	7,314,000	1,660,615	82	459,272,622
Piedmont J.D. #22 / Canadian Valley Tech Ctr. #6	222	197,639	1,088,505	18,267,410	19,553,554	551,273	552	6,000	6	557,273	167,328	8	18,828,953
Oakdale #29 / No Spec Dist	229	7,257,889	1,148,633	39,275,876	47,682,398	463,000	463	2,000	2	465,000	18,439	1	47,198,959
Millwood #37 / Francis Tuttle Tech Ctr #21	237	11,977,214	1,437,484	17,928,370	31,343,068	789,000	789	80,738	83	869,738	176,329	17	30,297,001
Mid-Del #52 / Rose State College	252	45,905,471	10,709,872	99,223,583	155,838,926	2,941,772	2,943	136,610	147	3,078,382	1,378,926	107	151,381,618

City	TXD	Personal	Public Service	Real Estate	Total Valuation	Homestead	Count	Add'l Hmstd	Count	Total Homestead	DAV Exemption	DAV Count	Net Valuation
Crooked Oak #53 / Metro Tech Ctr #22	253	10,388,491	2,247,644	10,114,199	22,750,334	100,340	106	8,146	28	108,486	551	1	22,641,297
Mustang J.D. #69 / Canadian Valley Tech Ctr. #6	269	114,715	285,909	5,600,064	6,000,688	292,000	292	6,000	6	298,000	0	0	5,702,688
Crutcho #74 / No Spec Dist	274	82,435	334,025	140,525	556,985	0	0	0	0	0	0	0	556,985
Oklahoma City #89 / Okc Community College	300	72,291,804	91,613,575	268,869,865	432,775,244	12,468,761	12,510	1,902,130	2,228	14,370,891	1,092,756	164	417,311,597
Oklahoma City #89 / Okc Community College	300TF4D	5,857,890	0	686,051	6,543,941	4,000	4	1,000	1	5,000	0	0	6,538,941
Oklahoma City #89 / Okc Community College	300TF6D	83	0	96,369	96,452	1,000	1	0	0	1,000	0	0	95,452
Moore J.D. #2 / Okc Community College	302	5,498,571	2,690,082	36,996,786	45,185,439	1,434,000	1,434	110,000	110	1,544,000	281,209	29	43,360,230
Moore J.D. #2 / Moore Norman Tech Ctr #17	312	1,980,643	889,477	19,458,900	22,329,020	678,000	678	8,000	8	686,000	324,837	22	21,318,183
Western Heights #41 / Okc Community College	341	66,192,113	15,783,766	67,740,731	149,716,610	1,337,213	1,339	128,851	131	1,466,064	106,190	12	148,144,356
Crooked Oak #53 / Okc Community College	353	3,208,769	4,018,089	3,849,207	11,076,065	203,869	204	31,767	49	235,636	5,023	2	10,835,406
McLoud J.D. #1 / Gordon Cooper Tech Ctr. #5	411	77,181	1,003,542	4,279,156	5,359,879	241,000	241	17,023	19	258,023	48,969	5	5,052,887
Putnam City #1 / Francis Tuttle Tech Ctr #21	501	108,724,829	26,709,199	578,821,327	714,255,355	17,266,000	17,266	699,796	700	17,965,796	2,300,778	179	693,988,781
Putnam City #1 / Francis Tuttle Tech Ctr #21	501TF4D	351,603	0	1,513,064	1,864,667	6,000	6	1,000	1	7,000	0	0	1,857,667
Western Heights #41 / Francis Tuttle Tech Ctr #21	541	16,670,795	2,975,407	29,468,805	49,115,007	662,000	662	50,000	50	712,000	69,336	8	48,333,671
Edmond #12 - I89 / Francis Tuttle Tech Ctr #21	712	12,245	0	1,350,414	1,362,659	52,000	52	1,000	1	53,000	0	0	1,309,659
City Total		606,850,495	315,819,810	2,523,946,249	3,446,616,554	73,344,587	73,521	5,478,384	6,405	78,822,971	11,100,141	966	3,356,693,442
Smith Village													
Mid-Del #52 / Rose State College	653	1,575	129,379	215,622	346,576	16,000	16	3,000	3	19,000	17,578	2	309,998
City Total		1,575	129,379	215,622	346,576	16,000	16	3,000	3	19,000	17,578	2	309,998
Spencer													
Oklahoma City #89 / Metro Tech Ctr #22	989	694,699	858,474	11,022,231	12,575,404	836,112	838	100,755	115	936,867	203,031	27	11,435,506
City Total		694,699	858,474	11,022,231	12,575,404	836,112	838	100,755	115	936,867	203,031	27	11,435,506
The Village													
Oklahoma City #89 / Metro Tech Ctr #22	627	5,732,947	1,271,130	50,777,042	57,781,119	2,313,000	2,313	157,000	157	2,470,000	211,809	20	55,099,310
Oklahoma City #89 / Metro Tech Ctr #22	627TF1D	77,485	0	1,106,314	1,183,799	0	0	0	0	0	0	0	1,183,799
City Total		5,810,432	1,271,130	51,883,356	58,964,918	2,313,000	2,313	157,000	157	2,470,000	211,809	20	56,283,109
Valley Brook													
Oklahoma City #89 / Okc Community College	700	102,795	87,794	1,166,470	1,357,059	107,953	108	13,808	22	121,761	7,887	2	1,227,411
City Total		102,795	87,794	1,166,470	1,357,059	107,953	108	13,808	22	121,761	7,887	2	1,227,411
Warr Acres													
Putnam City #1 / Francis Tuttle Tech Ctr #21	601	12,392,170	1,576,700	45,570,102	59,538,972	1,947,000	1,947	186,902	187	2,133,902	212,385	16	57,192,685
City Total		12,392,170	1,576,700	45,570,102	59,538,972	1,947,000	1,947	186,902	187	2,133,902	212,385	16	57,192,685
Woodlawn Park													
Putnam City #1 / Francis Tuttle Tech Ctr #21	701	617,392	98,623	1,212,405	1,928,420	56,000	56	2,000	2	58,000	11,018	1	1,859,402
City Total		617,392	98,623	1,212,405	1,928,420	56,000	56	2,000	2	58,000	11,018	1	1,859,402

<i>City</i>	<i>TXD</i>	<i>Personal</i>	<i>Public Service</i>	<i>Real Estate</i>	<i>Total Valuation</i>	<i>Homestead</i>	<i>Count</i>	<i>Add'l Hmstd</i>	<i>Count</i>	<i>Total Homestead</i>	<i>DAV Exemption</i>	<i>DAV Count</i>	<i>Net Valuation</i>
<i>Grand Total</i>		795,279,333	400,529,628	3,937,136,936	5,132,945,897	121,417,035	121,606	8,530,822	9,515	129,947,857	20,267,398	1,748	4,982,730,642



2007 RealWare Homestead By Tax District

TXD	Personal	Public Service	Real Estate	Total Valuation	Homestead	Count	Add'l Hmstd	Count	Total Homestead	DAV Exemption	DAV Count	Net Valuation
003	52,257	859,860	5,305,016	6,217,133	124,000	124	4,000	4	128,000	37,030	3	6,052,103
012	919,293	783,373	6,146,977	7,849,643	161,000	161	4,000	4	165,000	16,698	1	7,667,945
012FD2	0	265,257	1,470,097	1,735,354	16,000	16	0	0	16,000	0	0	1,719,354
029	36,622	0	125,009	161,631	3,000	3	1,000	1	4,000	0	0	157,631
037	212,559	44,494	359,250	616,303	2,000	2	0	0	2,000	0	0	614,303
041	0	0	2,006	2,006	0	0	0	0	0	0	0	2,006
052	290,725	702,083	4,081,069	5,073,877	47,000	47	4,000	4	51,000	0	0	5,022,877
053	0	0	0	0	0	0	0	0	0	0	0	0
074	314,877	407,791	821,478	1,544,146	59,000	59	6,721	7	65,721	2,915	1	1,475,510
089	482,546	749,384	1,748,991	2,980,921	77,000	77	9,933	11	86,933	3,190	1	2,890,798
101	603,210	321,605	2,023,943	2,948,758	7,000	7	0	0	7,000	0	0	2,941,758
103	58,891,473	2,133,074	5,812,766	66,837,313	248,490	250	13,000	13	261,490	49,399	4	66,526,424
103FD1	76,233	98,262	1,641,738	1,816,233	123,562	124	5,881	7	129,443	15,029	1	1,671,761
104	796,698	1,878,441	17,355,620	20,030,759	859,000	859	33,412	35	892,412	379,205	26	18,759,142
106	257,943	469,267	15,060,645	15,787,855	289,000	289	1,000	1	290,000	43,019	2	15,454,836
106FD2	1,696,105	2,338,754	26,606,813	30,641,672	488,000	488	5,000	5	493,000	45,852	2	30,102,820
107	2,260,233	20,986,355	13,947,748	37,194,336	749,093	750	42,162	44	791,255	226,380	21	36,176,701
107FD1	64,889	93,253	3,962,490	4,120,632	248,892	249	8,000	8	256,892	19,950	3	3,843,790
109	815,122	606,482	3,414,066	4,835,670	133,000	133	6,000	6	139,000	16,324	1	4,680,346
109FD1	14,456	74,503	955,203	1,044,162	57,000	57	3,000	3	60,000	22,374	2	961,788
112	133,813	1,165,284	5,326,035	6,625,132	107,577	108	13,680	16	121,257	18,413	2	6,485,462
141	19,330	0	464,203	483,533	5,000	5	0	0	5,000	0	0	478,533
189	2,352,376	153,267	3,298,975	5,804,618	2,000	2	0	0	2,000	0	0	5,802,618
200	149,903,030	133,697,241	717,496,958	1,001,097,229	24,041,443	24,164	2,080,858	2,615	26,122,301	2,771,608	286	972,203,320
200TF1D	15,837,448	0	12,554,169	28,391,617	1,000	1	0	0	1,000	0	0	28,390,617
200TF2D	3,299,089	0	11,879,881	15,178,970	0	0	0	0	0	0	0	15,178,970
200TF2I	29,678,747	0	63,779,887	93,458,634	56,000	56	8,000	8	64,000	0	0	93,394,634
200TF4D	11,192	0	16,708	27,900	687	1	0	1	687	0	0	27,213
200TF7D	26,690	0	551,631	578,321	48,990	51	1,404	11	50,394	2,459	2	525,468
203	94,276	420,559	2,608,090	3,122,925	143,721	144	5,222	6	148,943	71,754	6	2,902,228

<i>TXD</i>	<i>Personal</i>	<i>Public Service</i>	<i>Real Estate</i>	<i>Total Valuation</i>	<i>Homestead</i>	<i>Count</i>	<i>Add'l Hmstd</i>	<i>Count</i>	<i>Total Homestead</i>	<i>DAV Exemption</i>	<i>DAV Count</i>	<i>Net Valuation</i>
204	683,911	1,136,898	15,517,957	17,338,766	644,000	644	29,434	30	673,434	233,675	12	16,431,657
206	939,623	4,379,955	78,514,128	83,833,706	1,197,000	1,197	12,000	12	1,209,000	255,489	11	82,369,217
207	17,689	468,407	2,409,771	2,895,867	133,000	133	3,000	3	136,000	73,187	6	2,686,680
209	259,721	952,986	7,826,384	9,039,091	399,518	400	22,405	23	421,923	60,683	6	8,556,485
212	49,308,699	11,828,555	407,109,983	468,247,237	7,188,000	7,188	126,000	126	7,314,000	1,660,615	82	459,272,622
222	197,639	1,088,505	18,267,410	19,553,554	551,273	552	6,000	6	557,273	167,328	8	18,828,953
229	7,257,889	1,148,633	39,275,876	47,682,398	463,000	463	2,000	2	465,000	18,439	1	47,198,959
237	11,977,214	1,437,484	17,928,370	31,343,068	789,000	789	80,738	83	869,738	176,329	17	30,297,001
252	45,905,471	10,709,872	99,223,583	155,838,926	2,941,772	2,943	136,610	147	3,078,382	1,378,926	107	151,381,618
253	10,388,491	2,247,644	10,114,199	22,750,334	100,340	106	8,146	28	108,486	551	1	22,641,297
269	114,715	285,909	5,600,064	6,000,688	292,000	292	6,000	6	298,000	0	0	5,702,688
274	82,435	334,025	140,525	556,985	0	0	0	0	0	0	0	556,985
300	72,291,804	91,613,575	268,869,865	432,775,244	12,468,761	12,510	1,902,130	2,228	14,370,891	1,092,756	164	417,311,597
300TF4D	5,857,890	0	686,051	6,543,941	4,000	4	1,000	1	5,000	0	0	6,538,941
300TF6D	83	0	96,369	96,452	1,000	1	0	0	1,000	0	0	95,452
302	5,498,571	2,690,082	36,996,786	45,185,439	1,434,000	1,434	110,000	110	1,544,000	281,209	29	43,360,230
309	15,745	104,473	1,172,923	1,293,141	96,000	96	11,000	11	107,000	34,593	3	1,151,548
312	1,980,643	889,477	19,458,900	22,329,020	678,000	678	8,000	8	686,000	324,837	22	21,318,183
322	924	3,595	92,607	97,126	1,000	1	0	0	1,000	0	0	96,126
322FD2	2,541	183,117	2,018,080	2,203,738	55,000	55	0	0	55,000	0	0	2,148,738
341	66,192,113	15,783,766	67,740,731	149,716,610	1,337,213	1,339	128,851	131	1,466,064	106,190	12	148,144,356
353	3,208,769	4,018,089	3,849,207	11,076,065	203,869	204	31,767	49	235,636	5,023	2	10,835,406
369	7,810	0	11,924	19,734	0	0	0	0	0	0	0	19,734
401	38,710	167,683	413,162	619,555	31,000	31	1,020	2	32,020	0	0	587,535
402	0	0	9,881	9,881	0	0	0	0	0	0	0	9,881
403	16,413	1,551,261	213,720	1,781,394	7,000	7	1,000	1	8,000	0	0	1,773,394
411	77,181	1,003,542	4,279,156	5,359,879	241,000	241	17,023	19	258,023	48,969	5	5,052,887
412	0	0	18,728	18,728	0	0	0	0	0	0	0	18,728
489	704	71,959	98,148	170,811	13,000	13	1,000	1	14,000	0	0	156,811
500	1,681,144	994,474	88,060,162	90,735,780	1,130,000	1,130	22,000	22	1,152,000	243,223	8	89,340,557
501	108,724,829	26,709,199	578,821,327	714,255,355	17,266,000	17,266	699,796	700	17,965,796	2,300,778	179	693,988,781
501TF4D	351,603	0	1,513,064	1,864,667	6,000	6	1,000	1	7,000	0	0	1,857,667
503	704,436	840,591	3,121,996	4,667,023	202,815	205	25,000	29	227,815	15,107	3	4,424,101
504	2,076,478	4,174,949	52,241,163	58,492,590	2,372,819	2,373	116,273	119	2,489,092	602,839	42	55,400,659

<i>TXD</i>	<i>Personal</i>	<i>Public Service</i>	<i>Real Estate</i>	<i>Total Valuation</i>	<i>Homestead</i>	<i>Count</i>	<i>Add'l Hmstd</i>	<i>Count</i>	<i>Total Homestead</i>	<i>DAV Exemption</i>	<i>DAV Count</i>	<i>Net Valuation</i>
507	709,604	1,235,426	14,317,918	16,262,948	657,702	658	42,243	44	699,945	111,643	12	15,451,360
509	404,339	679,730	7,941,168	9,025,237	473,372	474	62,457	65	535,829	124,359	11	8,365,049
512	43,226,116	12,596,868	595,242,439	651,065,423	14,429,000	14,429	367,000	367	14,796,000	1,793,904	97	634,475,519
541	16,670,795	2,975,407	29,468,805	49,115,007	662,000	662	50,000	50	712,000	69,336	8	48,333,671
552	24,414,330	7,117,488	147,466,980	178,998,798	6,541,000	6,541	554,410	555	7,095,410	1,909,433	180	169,993,955
552TF1D	5,299,479	0	993,673	6,293,152	0	0	0	0	0	0	0	6,293,152
581	3,542,246	3,703,295	63,440,809	70,686,350	3,306,000	3,306	285,825	286	3,591,825	327,558	35	66,766,967
588	836,427	891,090	10,429,078	12,156,595	440,000	440	53,000	53	493,000	23,489	4	11,640,106
589	2,477,872	1,946,482	25,976,775	30,401,129	1,466,973	1,468	204,888	214	1,671,861	339,820	49	28,389,448
601	12,392,170	1,576,700	45,570,102	59,538,972	1,947,000	1,947	186,902	187	2,133,902	212,385	16	57,192,685
603	0	624	109,916	110,540	3,000	3	0	0	3,000	0	0	107,540
604	212,250	1,285,712	41,095,414	42,593,376	1,683,000	1,683	70,552	71	1,753,552	763,799	52	40,076,025
606	30,831	152,668	10,534,828	10,718,327	206,000	206	0	0	206,000	65,672	3	10,446,655
609	1,118	19,451	957,875	978,444	20,000	20	0	0	20,000	0	0	958,444
612	305,161	637,369	17,403,578	18,346,108	239,508	240	4,888	5	244,396	46,660	2	18,055,052
627	5,732,947	1,271,130	50,777,042	57,781,119	2,313,000	2,313	157,000	157	2,470,000	211,809	20	55,099,310
627TF1D	77,485	0	1,106,314	1,183,799	0	0	0	0	0	0	0	1,183,799
637	29	366	1,815,612	1,816,007	23,000	23	0	0	23,000	0	0	1,793,007
652	8,063,826	3,872,385	70,033,091	81,969,302	4,236,000	4,236	489,475	490	4,725,475	821,575	104	76,422,252
653	1,575	129,379	215,622	346,576	16,000	16	3,000	3	19,000	17,578	2	309,998
674	618,312	1,745,551	4,415,194	6,779,057	125,253	127	8,000	9	133,253	23,243	4	6,622,561
700	102,795	87,794	1,166,470	1,357,059	107,953	108	13,808	22	121,761	7,887	2	1,227,411
701	617,392	98,623	1,212,405	1,928,420	56,000	56	2,000	2	58,000	11,018	1	1,859,402
703	3,306	84,009	105,020	192,335	4,000	4	0	0	4,000	0	0	188,335
704	44,667	222,345	2,691,106	2,958,118	169,327	170	10,000	11	179,327	62,692	6	2,716,099
712	12,245	0	1,350,414	1,362,659	52,000	52	1,000	1	53,000	0	0	1,309,659
774	1,785,881	302,389	112,135	2,200,405	0	0	0	0	0	0	0	2,200,405
837	278	29,332	653,500	683,110	28,000	28	0	0	28,000	0	0	655,110
852	143,556	237,906	6,918,166	7,299,628	309,000	309	16,000	16	325,000	154,568	10	6,820,060
889	109,863	303,203	653,147	1,066,213	55,000	55	7,160	8	62,160	5,142	1	998,911
901	987,581	264,018	4,384,591	5,636,190	235,000	235	27,000	27	262,000	59,114	9	5,315,076
904	757,038	1,137,120	7,025,856	8,920,014	431,000	431	47,993	49	478,993	79,338	9	8,361,683
989	694,699	858,474	11,022,231	12,575,404	836,112	838	100,755	115	936,867	203,031	27	11,435,506

<i>TXD</i>	<i>Personal</i>	<i>Public Service</i>	<i>Real Estate</i>	<i>Total Valuation</i>	<i>Homestead</i>	<i>Count</i>	<i>Add'l Hmstd</i>	<i>Count</i>	<i>Total Homestead</i>	<i>DAV Exemption</i>	<i>DAV Count</i>	<i>Net Valuation</i>
<i>Grand Total</i>	795,279,333	400,529,628	3,937,136,936	5,132,945,897	121,417,035	121,606	8,530,822	9,515	129,947,857	20,267,398	1,748	4,982,730,642